



VU155N0LP

Model configurations		
Ice tower location	Valve type	Item number
left	lever	VU155N0LL
	push-button	VU155N0LP
right	lever	VU155N0RL
	push-button	VU155N0RP

Features

150 lb (68 kg) undercounter ice storage

Upscale drink station

- low profile with ice storage under the counter
- auto-fill with an ice machine out of view using RIDE® remote ice delivery equipment
- ideal for island configurations
- fits into ADA compliant 34.00" (86.4 cm) counters

Left or right side ice dispense chute

Durable, full stainless exterior

Pre-configured for Follett® RIDE model Chewblet® ice machines

- connect up to two Follett ice machines
- consumer-preferred, chewable compressed nugget ice
- slow melting, maintains drink temperature

Faster, safer manual loading of ice at waist height

- safe, easy waist-height loading front or rear
- eliminates overhead lifting of buckets or loading from ladders
- allows quick reloading during serving period with minimal disruption
- may be manually loaded with cube ice up to 1.00" (2.54 cm) square or Chewblet ice

Certifications (applied to all products unless otherwise noted)



Options and accessories¹

Kit to integrate with Ice Manager™ diverter valve (item# 00185165)

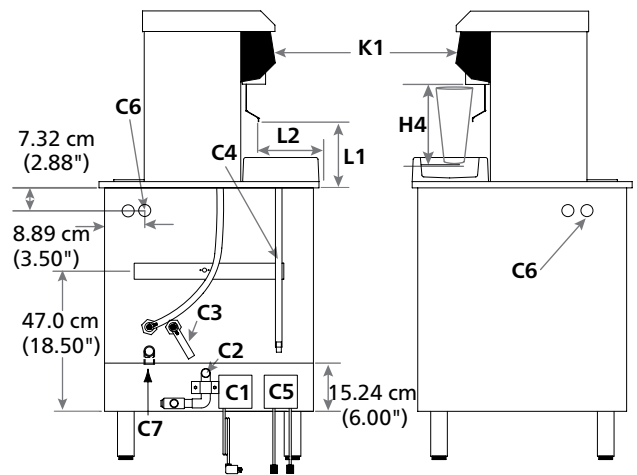
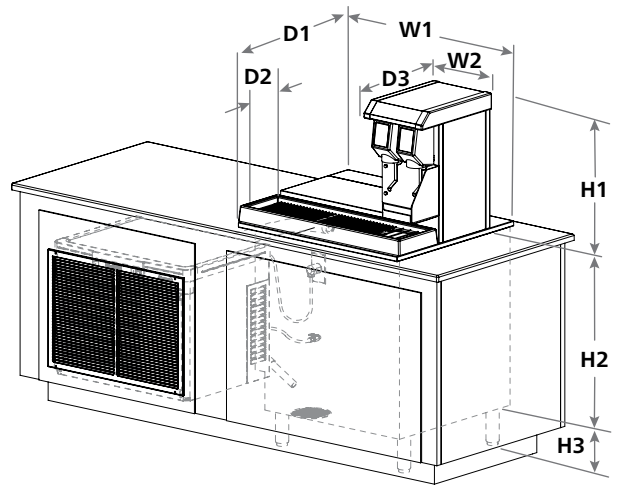
¹ Certifications do not apply to options and accessories.

Specification

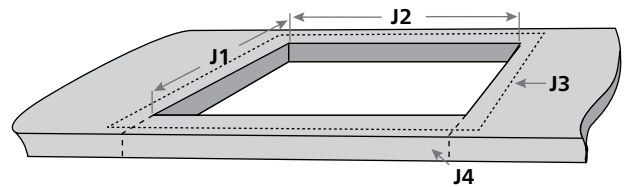
Ice storage capacity	150 lb (68 kg)
W1 Width	31.25" (79.4 cm)
W2 Width, tower	11.75" (29.8 cm)
D1 Depth	27.38" (69.5 cm)
D2 Depth, drain pan interior	7.38" (18.74 cm)
D3 Depth, tower	16.50" (41.9 cm)
H1 Height, upper section	22.00" (55.9 cm)
H2 Height, lower section	27.88" (70.8 cm)
H3 Height, leg	adjustable 6.00" - 9.00" (15.24 - 22.86 cm)
H4 Ice dispense height clearance	10.00" (25.4 cm)
K1 Ice dispense chute	utility connections are on opposite side of ice dispense chute
L1 Countertop to lever	8.25" (20.96 cm)
L2 Front of dispenser to lever	7.50" (19.05 cm)
Installation clearance	51.00" (129.5 cm) above counter for drop-in installation, 1.25" (3.18 cm) maximum counter thickness
Service clearance	12.00" (30.5 cm) minimum on side opposite of ice chute, 36.00" (91.4 cm) minimum above counter for auger removal
NOTE: For additional information refer to form# 3105.	
C1 Electrical	2.4 amps. 8' (2.4 m) cord and NEMA 5-15 90° plug provided with each dispenser. Separate circuits and disconnects required for each dispenser.
C2 Drain - ice storage	3/4" PVC slip joint
C3 Water inlet	3/8" tubing
C4 Drain - drain pan	3/4" PVC hose
C5 Ice machine electrical connection	Pre-wired bin signal junction box with twist lock connector(s). Standard length is 20' (6.1 m).
C6 Ice machine ice transport tube connection	two ice transport tube entry holes on each side
C7 Air Break	do not connect to drain system
Approximate net weight	200 lb (91 kg)
Approximate shipping weight	231 lb (105 kg)
NOTE: For indoor use only	

SHORT FORM SPECIFICATION: Ice and water dispenser to be Follett model _____ Dispenser to store up to 150 lb (68 kg) of ice and allow loading of ice at waist level from front or rear. Ice and water tower and top to be of stainless steel with plastic trim. Full-length drain pan to be one-piece molded polyethylene. To include 6.00" - 9.00" (15.24 - 22.86 cm) adjustable legs for dispenser support. Storage area to be insulated with CARB compliant non-HFC foam. Dispenser to be pre-configured to accept up to two RIDE model ice machines, sold separately. 8' (2.4 m) cord and NEMA 5-15 90° hospital grade plug provided. Dispenser NSF, UL, and cUL listed.

Dimensional drawing



Counter cutout detail



J1 Cutout depth	26.25" (66.68 cm) ± 0.125" (0.32 cm)
J2 Cutout width	30.375" (77.152 cm) ± 0.125" (0.32 cm)
J3 Flat surface required	31.25" W x 28.00" D (79.375 cm x 71.12 cm)
J4 Optional - counter front may be removed for slide-in installation	

ICE MANAGER and VISION are trademarks of Follett Products, LLC. CHEWBLET, FOLLETT and RIDE are registered trademarks of Follett Products, LLC, registered in the US. Follett reserves the right to change specifications at any time without obligation. Certifications may vary depending on country of origin.