

| 2026

effective 05/01/26



ice storage, ice transport, ice handling



Contents

| | |
|--|----------|
| TERMS AND POLICIES..... | 3 |
| EXW INCOTERMS® 2010 – WISLINA, POLAND | 4 |
| Ice storage and transport systems (ITS)..... | 5 |
| Ice storage and transport systems with wide bases (ITS)..... | 5 |
| Ice•Devlce ice storage and dispensing systems – single door with SmartCART™ 75 ice cart or bagger..... | 6 |
| Upright ice storage bins – single door with SmartGATE ice shield | 6 |
| Upright ice storage bins – single door with SmartGATE ice shield for scale ice machines | 7 |
| Slope front bins | 7 |
| EXW INCOTERMS® 2010 – EASTON, PA USA | 8 |
| Ice storage and transport systems (ITS)..... | 9 |
| Ice•Devlce ice storage and dispensing systems – single door with SmartCART™ 75 ice cart..... | 9 |
| Ice•Devlce ice storage and dispensing systems – single door with Cambro® ICS125L cart | 10 |
| Ice•Devlce ice storage and dispensing systems – single door with bagger | 10 |
| Ice•Devlce ice storage and dispensing systems – low-profile single door with Totes ice carrier | 11 |
| Ice•Devlce ice storage and dispensing systems – double door with (2) SmartCART 75 ice carts..... | 11 |
| Upright ice storage bins – single door with SmartGATE ice shield | 12 |
| Upright ice storage bins – double door with SmartGATE ice shield | 12 |
| Replacement stainless steel tops for ice storage bins..... | 13 |
| Replacement ABS bin tops for ice storage bins..... | 13 |
| Flexi-Top ice bin top systems | 13 |
| Ice handling accessories | 14 |
| Ice handling accessories continued | 15 |

Terms and policies

Terms

- Products for sale meet all regulatory compliances as noted in the appropriate Follett Product Specification Sheet at the time of sale. Customer understands and accepts these products as meeting the designated regulatory compliances.
- Net 30 day terms on approved accounts
- Prices subject to change without notice
- Specifications subject to change without notice
- This price list supersedes all others
- **All prices in euros**
- **Products priced with EX Works (EXW) terms**
- **Other shipping terms available upon request**

Return Policy

Non-standard equipment cannot be returned. Orders for non-standard equipment cannot be cancelled.

Follett equipment may be returned for credit under the following conditions:

- The equipment is new and unused.
- A return authorization number has been issued by customer service within 45 days after shipment.
- Follett receives the equipment at the factory in Pruszcz, Poland within 30 days after issuance of the return authorization number.
- The equipment must be returned in Follett packaging. If the packaging has been damaged or discarded, Follett will forward new packaging at the customer's expense.

Note: Return freight charges are the responsibility of the customer. If equipment is returned and is damaged because of improper packaging, Follett Products, LLC will not be held responsible.

Credit will be issued when the equipment has been inspected by Follett and deemed suitable to be returned to stock.

Note: 20% restocking charge will be deducted from the credit. If the cost to return the product to stock exceeds 20%, the actual cost will be deducted

EXW Incoterms® 2010 – Wislina, Poland

Follett offers ice storage, dispensing and transport solutions in capacities and sizes to meet nearly every need, with features that can make your ice management easier, safer, and more sanitary.

Warranty

Ice storage and transport systems (ITS); single and double door upright bins; and single and double door Ice•Device™ chuted bin and cart systems

Follett Products, LLC warrants to the original end user that the cabinet exterior, including the top and trim, and the interior liner will be free of corrosion for 5 years from the date of installation. Date of installation shall not exceed 90 days from date of shipment. Parts and labor for corrosion repair within this 5 year period are covered under this warranty. Labor warranty will apply only to equipment sold and serviced through a Follett Authorized Distributor in its designated territory.

All other integral components are covered against defects in material and workmanship under normal use and service for 5 years from the date of installation. Date of installation shall not exceed 90 days from date of shipment. Parts and labor for repair within this 5 year period are covered under this warranty. Labor warranty will apply only to equipment sold and serviced through a Follett Authorized Distributor in its designated territory.

Removal of ice machine to service bin and any labor costs incurred are expressly excluded from this warranty.

Slope front bins

Follett Products, LLC warrants to the original end user that the cabinet exterior, including the top and trim, and the interior liner will be free of corrosion for 3 years from the date of installation. Date of installation shall not exceed 90 days from date of shipment. Parts and labor for corrosion repair within this 3 year period are covered under this warranty. Labor warranty will apply only to equipment sold and serviced through a Follett Authorized Distributor in its designated territory.

All other integral components are covered against defects in material and workmanship under normal use and service for 2 years from the date of installation. Date of installation shall not exceed 90 days from date of shipment. Parts and labor for repair within this 2 year period are covered under this warranty. Labor warranty will apply only to equipment sold and serviced through a Follett Authorized Distributor in its designated territory.

Removal of ice machine to service bin and any labor costs incurred are expressly excluded from this warranty.

Ice transport carts; Totes™ ice carriers; ice shovels; ice probes; ice rakes

Follett Products, LLC warrants to the original end user that all parts shall be free from defects in materials and workmanship under normal use and service for a period of 2 years from date of installation. Date of installation shall not exceed 90 days from date of shipment. Parts within this 2 year period are covered under this warranty. Labor required for repair within a 1 year period is covered under this warranty.

WARRANTY CONDITIONS

- Labor warranty will apply only to equipment sold by the Follett Authorized Distributor in his designated territory.
- Warranty labor must be performed by the local Follett Authorized Distributor or his designated service provider.
- The equipment has been installed and operated in compliance with instructions provided by Follett.
- Malfunctions or damage due to alterations, improper operation, outdoor use, neglect, vandalism, fire, acts of God, or any situation beyond Follett's control are expressly excluded from this warranty.
- Follett reserves the right to require that any parts covered under this warranty be returned to Follett prepaid and verified as defective upon examination.
- Any damages resulting from shipment of the unit are expressly excluded. Follett advises customers to carefully examine all shipments prior to acceptance and note all potential damage concerns on the appropriate shipping papers.
- Excess labor charges resulting from security clearance procedures, safety training, travel time greater than one hour or 80 km (50 miles), premium time labor; after hours, weekends, holidays, etc., will not be covered by Follett Products, LLC and are the responsibility of the equipment owner.

This warranty is expressly made in lieu of other warranties, expressed or implied, including any implied warranty of merchantability or fitness for a particular purpose except as provided in the warranty with respect to defects in material and workmanship.

Follett Products, LLC will not be liable for any consequential damages, expenses, connecting or disconnecting charges, or any losses or damages resulting from a defect of the machine. Questions concerning this warranty should be directed to Follett USA technical service at +1 (610) 252-7301 or Follett Europe technical service at +48 (58) 785-6140, Fax +48 (58) 785-6159.

Ice storage and transport systems (ITS)

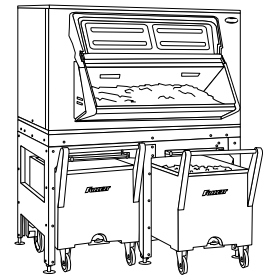
Elevated bin and cart systems use gravity-assist ice removal and castered carts to deliver outstanding labor and safety benefits. All models are equipped with poly liners, SmartGATE® ice shield, and poly door with PowerHinge™ door hinge component. Each unit is standard with bin, base, cart(s) with lid, and ice paddle. Full stainless exterior and base. Insulated cart is one-piece molded polyethylene with removable poly lid.

For additional product information, request form# 2915 and 9130.

Accessories for ice storage and transport systems

| | |
|--|--------|
| Set of 6 Totes ice carriers (item# ABICETOTP)..... | €1,114 |
| SmartCART™ 240 ice cart (item# ROTOCART)..... | €2,488 |
| Ice paddle (item# ABICEPADDL) | €215 |

See page 14 and 15 for additional accessory information.



E-ITS with (2) SmartCART 240 ice carts

| Item number † | No. of carts | Max. bin cap. kg (lb) | Width cm (in) | Depth cm (in) | Height w/ legs cm (in) | Req'd door access cm (in) | Approx. ship wt kg (lb) | List price |
|----------------------------|--------------|-----------------------|---------------|----------------------------|------------------------|---------------------------|-------------------------|------------|
| E-ITS100NS-31 ¹ | 1 | 46 (100) | 78.7 (31.00) | 101.6 (40.00) | 119.4 (47.00) | 81.3 (32.00) | 110 (243) | €6,634 |
| E-ITS500NS-31 ² | 1 | 174 (382) | 78.7 (31.00) | 101.6 (40.00) | 152.4 (60.00) | 81.3 (32.00) | 169 (371) | €10,900 |
| E-ITS600NS-31 ² | 1 | 273 (602) | 78.7 (31.00) | 101.6 (40.00) | 170.2 (67.00) | 81.3 (32.00) | 176 (388) | €11,312 |
| E-ITS700SG-31 | 1 | 296 (652) | 78.7 (31.00) | 101.6 (40.00) ³ | 190.5 (75.00) | 81.3 (32.00) | 181 (398) | €11,785 |
| E-ITS1350SG-60 | 2 | 602 (1327) | 152.4 (60.00) | 101.6 (40.00) ³ | 190.5 (75.00) | 104.1 (41.00) | 380 (838) | €20,335 |
| ◆ITS2250SG-60 | 2 | 968 (2133) | 152.4 (60.00) | 101.6 (40.00) ³ | 246.4 (97.00) | 104.1 (41.00) | 374 (822) | €29,399 |
| ◆ITS3250SG-90 | 3 | 1477 (3255) | 228.6 (90.00) | 101.6 (40.00) ³ | 246.4 (97.00) | 104.1 (41.00) | 521 (1145) | €47,221 |

¹ E-ITS100NS-31 has no window, SmartGATE ice shield or poly door, and does not come with ice paddle.

² E-ITS500NS-31 and E-ITS600NS-31 have sliding windows only, no SmartGATE ice shield or poly door.

³ Add 20.32 cm (8.00") to depth (D) for lower door assembly (easily removed for installation access).

Ice storage and transport systems with wide bases (ITS)

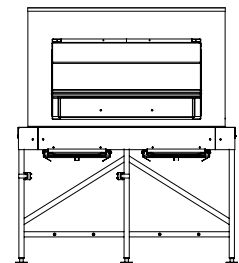
Elevated bin and cart systems with extra-wide bases designed especially for the meat processing and bakery industries. ITS-WB provides excellent labor and safety benefits for moving ice in large volumes quickly. Models 700 and above equipped with poly liners, SmartGATE ice shield and poly door with PowerHinge door hinge component. Ice paddle standard. Full stainless bin and base exterior standard. Optional cart(s) can slide into bay(s) below bin for gravity loading with ice when shutter door is opened. Capacities from 45 kg (99 lb) to 1477 kg (3257 lb) of ice, excluding carts.

For additional product information, request form# 3685.

Accessories for ice storage and transport systems

| | |
|--|--------|
| Set of 6 Totes ice carriers (item# ABICETOTP)..... | €1,114 |
| SmartCART 240 ice cart (item# ROTOCART)..... | €2,488 |
| Ice paddle (item# ABICEPADDL) | €215 |

See page 14 and 15 for additional accessory information.



ITS with wide base

| Item number † | Max. bin cap. kg (lb) | Base width cm (in) | Depth cm (in) | Depth w/ door cm (in) | Height w/ legs cm (in) | Req'd door access cm (in) | Approx. ship wt kg (lb) | List price |
|----------------------------|-----------------------|--------------------|---------------|-----------------------|------------------------|---------------------------|-------------------------|------------|
| E-ITS100WB-31 ¹ | 45 (99) | 86.4 (34.00) | 101.6 (40.00) | 101.6 (40.00) | 124.5 (49.00) | 81.3 (32.00) | 84 (185) | €5,931 |
| E-ITS500WB-31 ² | 227 (501) | 86.4 (34.00) | 101.6 (40.00) | 101.6 (40.00) | 160.0 (63.00) | 81.3 (32.00) | 90 (198) | €9,687 |
| E-ITS600WB-31 ² | 273 (602) | 86.4 (34.00) | 101.6 (40.00) | 101.6 (40.00) | 175.3 (69.00) | 81.3 (32.00) | 97 (214) | €10,024 |
| E-ITS700WB-31 | 318 (701) | 86.4 (34.00) | 101.6 (40.00) | 121.9 (48.00) | 195.6 (77.00) | 81.3 (32.00) | 116 (256) | €10,343 |
| E-ITS1350WB-60 | 602 (1327) | 167.6 (66.00) | 101.6 (40.00) | 121.9 (48.00) | 195.6 (77.00) | 104.1 (41.00) | 200 (441) | €18,656 |
| E-ITS2250WB-60 | 968 (2134) | 167.6 (66.00) | 101.6 (40.00) | 121.9 (48.00) | 251.5 (99.00) | 104.1 (41.00) | 248 (547) | €22,804 |
| E-ITS3250WB-90 | 1477 (3257) | 246.4 (97.00) | 101.6 (40.00) | 121.9 (48.00) | 251.5 (99.00) | 104.1 (41.00) | 510 (1125) | €36,238 |

¹ E-ITS100WB-31 has no window, SmartGATE ice shield or poly door, and does not come with ice paddle.

² E-ITS500WB-31 and E-ITS600WB-31 have sliding windows only, no SmartGATE ice shield or poly door.

◆ Products have limited local inventory in Poland. Stainless steel top only. Contact Poland factory for lead times. Product shipped EXW Easton, PA USA Incoterms 2010 if local inventory not available.

† Purchase orders must clearly indicate the make and model of the ice machine(s) being used with the bin, to properly prepare the bin top. Lack of this information will result in a delay in order processing.

Ice•Device ice storage and dispensing systems – single door with SmartCART™ 75 ice cart or bagger

Labor-saving elevated bins dispense ice out front chute. For use with cube or Chewblet ice only. Each is equipped with front chute, poly liner, SmartGATE ice shield, poly door with PowerHinge door hinge component, paddle and rake set. Full stainless exterior and base.

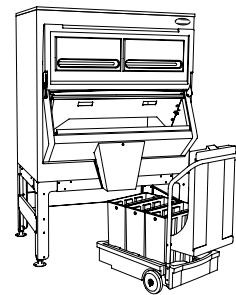
For additional product information, request form# 3455.

Configurations shown below include a SmartCART 75 ice cart with 3 Totes ice carriers.

Accessories for Ice•Device ice storage and dispensing systems

Bagger kit (item# ABBAGGERKT) (includes bagger assembly and tape dispenser with tape). €1,606

See page 14 and 15 for additional accessory information.



Single door Ice•Device with SmartCART 75

List price

| Item number † | with SC75 cart | with bagger kit | Max. bin cap. kg (lb) | Width cm (in) | Depth ¹ cm (in) | Height w/ legs cm (in) | Req'd door access cm (in) | Approx. ship wt kg (lb) | List price |
|---------------|----------------|-----------------|-----------------------|---------------|----------------------------|------------------------|---------------------------|-------------------------|------------|
| E-DEV500SG-30 | -75 | -BG | 209 (460) | 76.2 (30.00) | 78.7 (31.00) | 160.0 (63.00) | 81.3 (32.00) | 161 (354) | €6,786 |
| E-DEV700SG-30 | -75 | -BG | 309 (680) | 76.2 (30.00) | 78.7 (31.00) | 199.4 (78.50) | 81.3 (32.00) | 177 (389) | €7,886 |
| ◆DEV1010SG-48 | -75 | -BG | 454 (1000) | 121.9 (48.00) | 78.7 (31.00) | 189.2 (74.50) | 81.3 (32.00) | 206 (453) | €11,594 |
| ◆DEV1475SG-60 | -75 | -BG | 676 (1490) | 152.4 (60.00) | 78.7 (31.00) | 204.5 (80.50) | 81.3 (32.00) | 235 (517) | €13,132 |

¹ Add 20.32 cm (8.00") to depth (D) for lower door assembly (easily removed for installation access).

Upright ice storage bins – single door with SmartGATE ice shield

Ice storage bins with industry-exclusive SmartGATE ice shield. Complete stainless exterior standard, including stainless back and bottom and poly liner. All bins include stainless top custom cut for ice machine(s) and 15.24 cm (6.00") stainless steel adjustable legs.

For additional information, request form# 3450.

Accessories for single door upright bins


Ice paddle (item# ABICEPADDL46) €215

Ice rake (item# AB36RAKE) €270

15.24 cm (6.00") stainless flanged legs (set of 4) (item# ABSPECLEG3) €457

Bagger kit (item# ABBAGGERKT) (includes bagger assembly and tape dispenser with tape). €1,606

See page 14 and 15 for additional accessory information.



Single door upright

List price

| Item number † | Max. bin cap. kg (lb) | Width cm (in) | Depth ¹ cm (in) | Height w/ legs cm (in) | Req'd door access cm (in) | Approx. ship wt kg (lb) | List price |
|---------------|-----------------------|---------------|----------------------------|------------------------|---------------------------|-------------------------|------------|
| E-SG500S-30 | 209 (460) | 76.2 (30.00) | 78.7 (31.00) | 113.0 (45.50) | 78.7 (31.00) | 95 (210) | €4,684 |
| E-SG700S-30 | 308 (680) | 76.2 (30.00) | 78.7 (31.00) | 152.4 (60.00) | 78.7 (31.00) | 102 (225) | €5,162 |
| ◆SG1010S-48 | 454 (1000) | 121.9 (48.00) | 78.7 (31.00) | 142.4 (56.00) | 81.3 (32.00) | 122 (268) | €8,048 |
| ◆SG1325S-60 | 602 (1325) | 152.4 (60.00) | 78.7 (31.00) | 142.4 (56.00) | 81.3 (32.00) | 145 (320) | €9,103 |
| ◆SG1475S-60 | 676 (1490) | 152.4 (60.00) | 78.7 (31.00) | 157.5 (62.00) | 81.3 (32.00) | 146 (321) | €9,698 |
| ◆SG1650S-60 | 754 (1660) | 152.4 (60.00) | 78.7 (31.00) | 165.1 (65.00) | 81.3 (32.00) | 154 (340) | €9,829 |

¹ Add 20.32 cm (8.00") to depth (D) for lower door assembly (easily removed for installation access).

◆ Products have limited local inventory in Poland. Stainless steel top only. Contact Poland factory for lead times. Product shipped EXW Easton, PA USA Incoterms 2010 if local inventory not available.

† Purchase orders must clearly indicate the make and model of the ice machine(s) being used with the bin, to properly prepare the bin top. Lack of this information will result in a delay in order processing.

Upright ice storage bins – single door with SmartGATE ice shield for scale ice machines


Moderate capacity ice storage bins with industry-exclusive SmartGATE ice shield specifically designed for use with scale ice machines weighing less than 454 kg (1000 lb). Stainless exterior includes stainless back and bottom, and poly liner. All bins include stainless top custom cut for ice machine(s) and 15.24 cm (6.00") stainless steel adjustable legs.

For additional product information, request form# 3825.

Accessories for single door upright bins

| | List price |
|---|------------|
| Ice paddle (item# ABICEPADL46) | €215 |
| Ice rake (item# AB36RAKE) | €270 |
| 15.24 cm (6.00") stainless flanged legs (set of 4) (item# ABSPECLEG3) | €457 |
| Bagger kit (item# ABBAGGERKT) (includes bagger assembly and tape dispenser with tape) | €1,606 |

See page 14 and 15 for additional accessory information.



Single door upright for scale ice machines

| Item number † | Max. bin cap. kg (lb) | Width cm (in) | Depth ¹ cm (in) | Height w/ legs cm (in) | Req'd door access cm (in) | Approx. ship wt kg (lb) | List price |
|---------------|-----------------------|---------------|----------------------------|------------------------|---------------------------|-------------------------|------------|
| E-SG1300-49D | 604 (1329) | 125.0 (49.20) | 96.0 (37.80) | 140.2 (55.20) | 101.6 (40.00) | 184 (405) | €7,911 |

¹ Add 20.32 cm (8.00") to depth (D) for lower door assembly (easily removed for installation access).

Slope front bins


Small to medium capacity ice storage bins. All models standard with exterior stainless steel front and sides. Interior includes polyethylene-lined walls with stainless steel bottom. All bins include stainless tops custom cut for specific ice machine(s) and 15.24 cm (6.00") adjustable legs. Standard bin drain connection is 1" FPT. Additional 1" MPT x 1" barbed drain adapter is also supplied.

For additional product information, request form# 2865.

Accessories for slope front bins

| | List price |
|---|------------|
| 20.32 cm (8.00") legs (set of 4) (item# 00161547) | €253 |
| Center partition (650, 950, 1025 only) | €825 |
| Bagger kit (item# ABBAGGERKT) (includes bagger assembly and tape dispenser with tape) | €1,606 |

See page 14 and 15 for additional accessory information.



Slope front bin

| Item number † | Max. bin cap. kg (lb) | Width cm (in) | Depth cm (in) | Height w/ legs cm (in) | Req'd door access cm (in) | Approx. ship wt kg (lb) | List price |
|-----------------------|-----------------------|---------------|---------------|------------------------|---------------------------|-------------------------|------------|
| E-300-22 ¹ | 136 (300) | 55.9 (22.00) | 80.0 (31.50) | 101.6 (40.00) | 58.4 (23.00) | 54 (120) | €2,181 |
| E-425-30 | 195 (430) | 76.2 (30.00) | 80.0 (31.50) | 101.6 (40.00) | 78.7 (31.00) | 65 (144) | €2,703 |
| E-600-42 | 258 (567) | 108.7 (42.80) | 68.6 (27.00) | 101.9 (40.10) | 71.1 (28.00) | 70 (154) | €3,599 |
| E-650-44 | 299 (660) | 111.8 (44.00) | 80.0 (31.50) | 101.6 (40.00) | 81.2 (32.00) | 81 (178) | €3,903 |
| E-950-48 | 431 (950) | 121.9 (48.00) | 80.0 (31.50) | 127.0 (50.00) | 81.2 (32.00) | 94 (207) | €4,228 |
| E-1025-52 | 467 (1030) | 132.1 (52.00) | 80.0 (31.50) | 127.0 (50.00) | 81.2 (32.00) | 107 (235) | €4,485 |

¹ E-300-22 has 20.32 cm (8.00") legs.

◆ Products have limited local inventory in Poland. Stainless steel top only. Contact Poland factory for lead times. Product shipped EXW Easton, PA USA Incoterms 2010 if local inventory not available.

† Purchase orders must clearly indicate the make and model of the ice machine(s) being used with the bin, to properly prepare the bin top. Lack of this information will result in a delay in order processing.

EXW Incoterms® 2010 – Easton, PA USA

Follett offers ice storage, dispensing and transport solutions in capacities and sizes to meet nearly every need, all with features that can make your ice management easier, safer, and more sanitary.

Warranty

Single door upright bins and single door Ice•Device™ chuted bin and cart systems

Follett Products, LLC warrants to the original end user that the cabinet exterior, including the top and trim, and the interior liner will be free of corrosion for the useful life of the product. Parts and labor for corrosion repair are covered under this warranty.

All other integral components are covered against defects in material and workmanship under normal use and service for a period of 5 years from the date of installation. Date of installation shall not exceed 90 days from date of shipment. Parts and labor for repair within this 5 year period are covered under this warranty. Labor warranty will apply only to equipment sold and serviced through a Follett Authorized Distributor in its designated territory.

Removal of ice machine to service bin and any labor costs incurred are expressly excluded from this warranty.

Ice storage and transport systems (ITS); double door upright bins; and double door Ice•Device™ chuted bin and cart systems

Follett Products, LLC warrants to the original end user that the cabinet exterior, including the top and trim, and the interior liner will be free of corrosion for 5 years from the date of installation. Date of installation shall not exceed 90 days from date of shipment. Parts and labor for corrosion repair within this 5 year period are covered under this warranty. Labor warranty will apply only to equipment sold and serviced through a Follett Authorized Distributor in its designated territory.

All other integral components are covered against defects in material and workmanship under normal use and service for a period of 5 years from the date of installation. Date of installation shall not exceed 90 days from date of shipment. Parts and labor for repair within this 5 year period are covered under this warranty. Labor warranty will apply only to equipment sold and serviced through a Follett Authorized Distributor in its designated territory.

Removal of ice machine to service bin and any labor costs incurred are expressly excluded from this warranty.

Slope front bins

Follett Products, LLC warrants to the original end user that the cabinet exterior, including the top and trim, and the interior liner will be free of corrosion for 3 years from the date of installation. Date of installation shall not exceed 90 days from date of shipment. Parts and labor for corrosion repair within this 3 year period are covered under this warranty. Labor warranty will apply only to equipment sold and serviced through a Follett Authorized Distributor in its designated territory.

All other integral components are covered against defects in material and workmanship under normal use and service for 2 years from the date of installation. Date of installation shall not exceed 90 days from date of shipment. Parts and labor for repair within this 2 year period are covered under this warranty. Labor warranty will apply only to equipment sold and serviced through a Follett Authorized Distributor in its designated territory.

Removal of ice machine to service bin and any labor costs incurred are expressly excluded from this warranty.

Ice transport carts; Totes™ ice carriers; ice shovels; ice probes; ice rakes

Follett Products, LLC warrants to the original end user that all parts shall be free from defects in materials and workmanship under normal use and service for a period of 2 years from date of installation. Date of installation shall not exceed 90 days from date of shipment. Parts within this 2 year period are covered under this warranty. Labor warranty will apply only to equipment sold and serviced through a Follett Authorized Distributor in its designated territory.

WARRANTY CONDITIONS

- Warranty labor must be performed by the local Follett Authorized Distributor or his designated service provider.
- The equipment has been installed and operated in compliance with instructions provided by Follett.
- Malfunctions or damage due to alterations, improper operation, outdoor use, neglect, vandalism, fire, acts of God, or any situation beyond Follett's control are expressly excluded from this warranty.
- Follett reserves the right to require that any parts covered under this warranty be returned to Follett prepaid and verified as defective upon examination.
- Any damages resulting from shipment of the unit are expressly excluded. Follett advises customers to carefully examine all shipments prior to acceptance and note all potential damage concerns on the appropriate shipping papers.
- Excess labor charges resulting from security clearance procedures, safety training, travel time greater than one hour or 80 km (50 miles), premium time labor; after hours, weekends, holidays, etc., will not be covered by Follett Products, LLC and are the responsibility of the equipment owner.

This warranty is expressly made in lieu of other warranties, expressed or implied, including any implied warranty of merchantability or fitness for a particular purpose except as provided in the warranty with respect to defects in material and workmanship.

Follett Products, LLC will not be liable for any consequential damages, expenses, connecting or disconnecting charges, or any losses or damages resulting from a defect of the machine. Questions concerning this warranty should be directed to Follett USA technical service at +1 (610) 252-7301 or Follett Europe technical service at +48 (58) 785-6140, Fax +48 (58) 785-6159.

Ice storage and transport systems (ITS)


Elevated bin and cart systems use gravity-assist ice removal and castered carts to deliver outstanding labor and safety benefits. For use with Chewblet, cube or flake ice. All are equipped with poly liners, SmartGATE ice shield, and poly door with PowerHinge door hinge component. Each unit is standard with bin, base, SmartCART 240 ice cart (1, 2 or 3 depending on the number of bays) with lid and ice paddle. Full stainless exterior and base. Insulated cart is one-piece molded polyethylene with remove poly lid.

For additional product information, request form# 9130.

Accessories for ice storage and transport systems

| | List price |
|---|------------|
| Set of 6 Totes ice carriers (item# ABICETOTP) | €1,114 |
| Plastic ice shovel (item# ABICSHOVEL) | €225 |
| SmartCART 240 ice cart (item# ROTOCART) | €2,488 |
| Additional ice paddle (item# ABICEPADDL) | €215 |
| Partition (2 and 3 bay only) | €2,606 |
| Reinforced top (required if ice machine(s) weight exceeds 454 kg (1000 lb). Add 5.37 cm (2.12") to H). 78.7 cm (31.00") and 152.4 cm (60.00") wide ITS | €2,264 |
| 228.6 cm (90.00") wide ITS | €2,903 |

See page 14 and 15 for additional accessory information.



ITS with (2) SmartCART 240 ice carts

| Item number † | No. of carts | Max. bin cap. kg (lb) | Width cm (in) | Depth ¹ cm (in) | Height w/ legs cm (in) | Req'd door access cm (in) | Approx. ship wt kg (lb) | List price |
|---------------|--------------|-----------------------|---------------|----------------------------|------------------------|---------------------------|-------------------------|------------|
| ITS1700SG-90 | 3 | 779 (1716) | 228.6 (90.00) | 101.6 (40.00) | 177.8 (70.00) | 1042 (41) | 444 (978) | €41,471 |

¹ Add 20.32 cm (8.00") to depth (D) for lower door assembly (easily removed for installation access).

Ice•Devce ice storage and dispensing systems – single door with SmartCART 75 ice cart

Labor saving elevated bins dispense ice out front chute. For use with cube or Chewblet ice only. Each is equipped with front chute, poly liner, SmartGATE ice shield, poly door with PowerHinge door hinge, 2.4 L (82 oz) plastic scoop, paddle and rake set. Full stainless exterior and base. All models include corrosion-resistant ABS/poly top custom cut for ice machine(s).

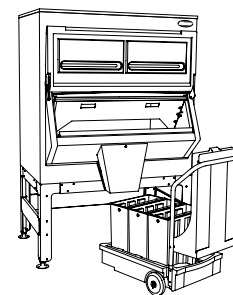
For additional product information, request form# 9720.

Configurations shown below include a SmartCART 75 ice cart with 3 Totes ice carriers.

Accessories for Ice•Devce ice storage and dispensing systems

| | List price |
|--|------------|
| Reinforced top (required if ice machine(s) weight exceeds 454 kg (1000 lb). Add 1.27 cm (0.5") to H). | €2,264 |
| Bagger kit (item# ABBAGGERKT) (includes bagger assembly, tape dispenser with tape and 250 plastic bags of 5 kg (10 lb) capacity) | €1,606 |
| 3.6 kg (8 lb) ice bag, 1.25 mil poly bag, 125 bags per wicket, 8 wickets per case (item# 00116434) | €229 |
| 9.1 kg (20 lb) ice bag, 2.25 mil poly bag, 125 bags per wicket, 4 wickets per case (item# 00138370) | €328 |

See page 14 and 15 for additional accessory information.



Single door Ice•Devce with SmartCART 75

| Item number † | Max. bin cap. kg (lb) | Width cm (in) | Depth ¹ cm (in) | Height w/ legs cm (in) | Req'd door access cm (in) | Approx. ship wt kg (lb) | List price |
|------------------------------|-----------------------|---------------|----------------------------|------------------------|---------------------------|-------------------------|------------|
| DEV860SG-48-75 ² | 209 (460) | 76.2 (30.00) | 78.7 (31.00) | 160.0 (63.00) | 81.3 (32.00) | 205 (452) | €11,415 |
| DEV1175SG-48-75 | 538 (1185) | 121.9 (48.00) | 78.7 (31.00) | 204.5 (80.50) | 81.3 (32.00) | 219 (483) | €12,047 |
| DEV1300SG-48-75 | 599 (1320) | 121.9 (48.00) | 78.7 (31.00) | 213.4 (84.00) | 81.3 (32.00) | 216 (476) | €12,385 |
| DEV1160SG-56-75 | 531 (1170) | 142.2 (56.00) | 78.7 (31.00) | 189.2 (74.50) | 81.3 (32.00) | 214 (472) | €12,643 |
| DEV1350SG-56-75 | 617 (1360) | 142.2 (56.00) | 78.7 (31.00) | 204.5 (80.50) | 81.3 (32.00) | 237 (521) | €13,274 |
| DEV1080SG-60-75 ² | 490 (1080) | 152.4 (60.00) | 78.7 (31.00) | 166.4 (65.50) | 81.3 (32.00) | 223 (490) | €12,251 |
| DEV1325SG-60-75 | 602 (1325) | 152.4 (60.00) | 78.7 (31.00) | 189.2 (74.50) | 81.3 (32.00) | 235 (518) | €13,274 |
| DEV1650SG-60-75 | 754 (1660) | 152.4 (60.00) | 78.7 (31.00) | 213.4 (84.00) | 81.3 (32.00) | 241 (532) | €13,452 |

¹ Add 20.32 cm (8.00") to depth (D) for lower door assembly (easily removed for installation access).

² DEV860SG-48 and DEV1080SG-60 do not have upper inspection doors.

† Purchase orders must clearly indicate the make and model of the ice machine(s) being used with the bin, to properly prepare the bin top. Lack of this information will result in a delay in order processing.

Ice•Devlce ice storage and dispensing systems – single door with Cambro® ICS125L cart

Labor-saving elevated bins dispense ice out of front chute. For use with cube or Chewblet ice only. Each is equipped with front chute, poly liner, SmartGATE ice shield, poly doors with PowerHinge door hinge, 2.4 L (82 oz) plastic ice scoop, paddle and rake set. Full stainless steel exterior and base. All models include a corrosion-resistant ABS/poly top, which is custom cut for ice machine(s).

For additional product information, request form# 9720.

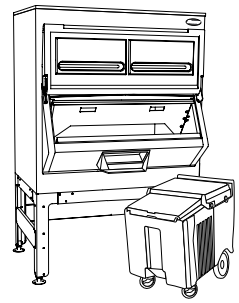
Configurations shown below include a Cambro brand model ICS125L ice cart which holds 57 kg (125 lb) of ice.

Accessories for Ice•Devlce ice storage and dispensing systems

List price

Reinforced top (required if ice machine(s) weight exceeds 454 kg (1000 lb). Add 1.27 cm (0.5") to H). . . . €2,264
 Bagger kit (item# ABBAGGERKT) (includes bagger assembly, tape dispenser with tape and 250 plastic bags of 5 kg (10 lb) capacity). €1,606
 3.6 kg (8 lb) ice bag, 1.25 mil poly bag, 125 bags per wicket, 8 wickets per case (item# 00116434) €229
 9.1 kg (20 lb) ice bag, 2.25 mil poly bag, 125 bags per wicket, 4 wickets per case (item# 00138370) €328

See page 14 and 15 for additional accessory information.



Single door Ice•Devlce with Cambro ICS125L cart

| Item number † | Max. bin cap. kg (lb) | Width cm (in) | Depth ¹ cm (in) | Height w/ legs cm (in) | Req'd door access cm (in) | Approx. ship wt kg (lb) | List price |
|-----------------------------------|-----------------------|---------------|----------------------------|------------------------|---------------------------|-------------------------|------------|
| DEV500SG-30-ICS125L | 209 (460) | 76.2 (30.00) | 78.7 (31.00) | 160.0 (63.00) | 78.7 (31.00) | 164 (361) | €8,417 |
| DEV700SG-30-ICS125L | 309 (680) | 76.2 (30.00) | 78.7 (31.00) | 199.4 (78.50) | 78.7 (31.00) | 184 (406) | €9,500 |
| DEV860SG-48-ICS125L ² | 391 (860) | 121.9 (48.00) | 78.7 (31.00) | 166.4 (65.50) | 81.3 (32.00) | 213 (469) | €11,415 |
| DEV1010SG-48-ICS125L | 454 (1000) | 121.9 (48.00) | 78.7 (31.00) | 189.2 (74.50) | 81.3 (32.00) | 214 (470) | €11,594 |
| DEV1175SG-48-ICS125L | 538 (1185) | 121.9 (48.00) | 78.7 (31.00) | 204.5 (80.50) | 81.3 (32.00) | 222 (490) | €12,047 |
| DEV1300SG-48-ICS125L | 599 (1320) | 121.9 (48.00) | 78.7 (31.00) | 213.4 (84.00) | 81.3 (32.00) | 224 (493) | €12,385 |
| DEV1160SG-56-ICS125L | 531 (1170) | 142.0 (56.00) | 78.7 (31.00) | 189.2 (74.50) | 81.3 (32.00) | 283 (489) | €12,643 |
| DEV1350SG-56-ICS125L | 617 (1360) | 142.0 (56.00) | 78.7 (31.00) | 204.5 (80.50) | 81.3 (32.00) | 244 (538) | €13,274 |
| DEV1080SG-60-ICS125L ² | 490 (1080) | 152.4 (60.00) | 78.7 (31.00) | 166.4 (65.50) | 81.3 (32.00) | 225 (497) | €12,251 |
| DEV1325SG-60-ICS125L | 602 (1325) | 152.4 (60.00) | 78.7 (31.00) | 189.2 (74.50) | 81.3 (32.00) | 243 (535) | €13,274 |
| DEV1475SG-60-ICS125L | 676 (1490) | 152.4 (60.00) | 78.7 (31.00) | 204.5 (80.50) | 81.3 (32.00) | 286 (630) | €13,132 |
| DEV1650SG-60-ICS125L | 754 (1660) | 152.4 (60.00) | 78.7 (31.00) | 213.4 (84.00) | 81.3 (32.00) | 249 (549) | €13,452 |

¹ Add 20.32 cm (8.00") to depth (D) for lower door assembly (easily removed for installation access).

² DEV860SG-48 and DEV1080SG-60 do not have upper inspection doors.

Ice•Devlce ice storage and dispensing systems – single door with bagger

Labor-saving elevated bins dispense ice out of front chute. For use with cube or Chewblet ice only. Each is equipped with front chute, poly liner, SmartGATE ice shield, poly doors with PowerHinge door hinge, 2.4 L (82 oz) plastic ice scoop, paddle and rake set. Full stainless steel exterior and base. All models include a corrosion-resistant ABS/poly top, which is custom cut for ice machine(s).

For additional product information, request form# 9720.

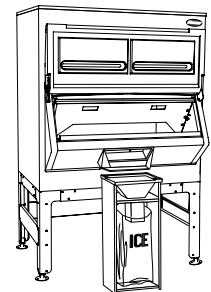
Configurations shown below include a bagger kit which includes 250 plastic bags of 4.5 kg (10 lb) capacity.

Accessories for Ice•Devlce ice storage and dispensing systems

List price

Reinforced top (required if ice machine(s) weight exceeds 454 kg (1000 lb). Add 1.27 cm (0.5") to H). . . . €2,264
 Bagger kit (item# ABBAGGERKT) (includes bagger assembly, tape dispenser with tape and 250 plastic bags of 5 kg (10 lb) capacity). €1,606
 3.6 kg (8 lb) ice bag, 1.25 mil poly bag, 125 bags per wicket, 8 wickets per case (item# 00116434) €229
 9.1 kg (20 lb) ice bag, 2.25 mil poly bag, 125 bags per wicket, 4 wickets per case (item# 00138370) €328

See page 14 and 15 for additional accessory information.



Single door Ice•Devlce with bagger kit

| Item number † | Max. bin cap. kg (lb) | Width cm (in) | Depth ¹ cm (in) | Height w/ legs cm (in) | Req'd door access cm (in) | Approx. ship wt kg (lb) | List price |
|------------------------------|-----------------------|---------------|----------------------------|------------------------|---------------------------|-------------------------|------------|
| DEV500SG-30-BG | 209 (460) | 76.2 (30.00) | 78.7 (31.00) | 160.0 (63.00) | 78.7 (31.00) | 155 (341) | €8,417 |
| DEV700SG-30-BG | 309 (680) | 76.2 (30.00) | 78.7 (31.00) | 199.4 (78.50) | 78.7 (31.00) | 162 (356) | €9,500 |
| DEV860SG-48-BG ² | 391 (860) | 121.9 (48.00) | 78.7 (31.00) | 166.4 (65.50) | 81.3 (32.00) | 190 (419) | €11,415 |
| DEV1010SG-48-BG | 454 (1000) | 121.9 (48.00) | 78.7 (31.00) | 189.2 (74.50) | 81.3 (32.00) | 191 (420) | €11,594 |
| DEV1175SG-48-BG | 538 (1185) | 121.9 (48.00) | 78.7 (31.00) | 204.5 (80.50) | 81.3 (32.00) | 204 (450) | €12,047 |
| DEV1300SG-48-BG | 599 (1320) | 121.9 (48.00) | 78.7 (31.00) | 213.4 (84.00) | 81.3 (32.00) | 201 (443) | €12,385 |
| DEV1160SG-56-BG | 531 (1170) | 142.2 (56.00) | 78.7 (31.00) | 189.2 (74.50) | 81.3 (32.00) | 199 (439) | €12,643 |
| DEV1350SG-56-BG | 617 (1360) | 142.2 (56.00) | 78.7 (31.00) | 204.5 (80.50) | 81.3 (32.00) | 237 (521) | €13,274 |
| DEV1080SG-60-BG ² | 490 (1080) | 152.4 (60.00) | 78.7 (31.00) | 166.4 (65.50) | 81.3 (32.00) | 208 (457) | €12,251 |
| DEV1325SG-60-BG | 602 (1325) | 152.4 (60.00) | 78.7 (31.00) | 189.2 (74.50) | 81.3 (32.00) | 220 (485) | €13,274 |
| DEV1475SG-60-BG | 676 (1490) | 152.4 (60.00) | 78.7 (31.00) | 204.5 (80.50) | 81.3 (32.00) | 263 (580) | €13,132 |
| DEV1650SG-60-BG | 754 (1660) | 152.4 (60.00) | 78.7 (31.00) | 213.4 (84.00) | 81.3 (32.00) | 227 (499) | €13,452 |

¹ Add 20.32 cm (8.00") to depth (D) for lower door assembly (easily removed for installation access).

² DEV860SG-48 and DEV1080SG-60 do not have upper inspection doors.

† Purchase orders must clearly indicate the make and model of the ice machine(s) being used with the bin, to properly prepare the bin top. Lack of this information will result in a delay in order processing.

Ice•Devlce ice storage and dispensing systems – low-profile single door with Totes ice carrier

Labor-saving elevated bins dispense ice out of front chute. For use with cube or Chewblet ice only. Each is equipped with front chute, poly liner, SmartGATE ice shield, poly doors with PowerHinge door hinge, 2.4 L (82 oz) plastic ice scoop, paddle and rake set. Full stainless steel exterior and 25.4 cm (10.00") flanged legs. All models include a corrosion-resistant ABS/poly top, which is custom cut for ice machine(s).

For additional product information, request form# 9720.


Configurations shown below include a single polyethylene Totes ice carrier which holds 11 kg (25 lb) of ice.

Accessories for Ice•Devlce ice storage and dispensing systems

List price

Reinforced top (required if ice machine(s) weight exceeds 454 kg (1000 lb). Add 1.27 cm (0.5") to H). . . . €2,264
 Bagger kit (item# ABBAGGERKT) (includes bagger assembly, tape dispenser with tape and 250 plastic bags of 5 kg (10 lb) capacity). €1,606
 3.6 kg (8 lb) ice bag, 1.25 mil poly bag, 125 bags per wicket, 8 wickets per case (item# 00116434) €229
 9.1 kg (20 lb) ice bag, 2.25 mil poly bag, 125 bags per wicket, 4 wickets per case (item# 00138370) €328

See page 14 and 15 for additional accessory information.



Single door Ice•Devlce with Totes ice carrier

| Item number † | Max. bin cap. kg (lb) | Width cm (in) | Depth ¹ cm (in) | Height w/ legs cm (in) | Req'd door access cm (in) | Approx. ship wt kg (lb) | List price |
|-------------------------------|-----------------------|---------------|----------------------------|------------------------|---------------------------|-------------------------|------------|
| DEV500SG-30-LP | 209 (460) | 76.2 (30.00) | 78.7 (31.00) | 123.2 (48.50) | 78.7 (31.00) | 85 (186) | €6,706 |
| DEV700SG-30-LP | 309 (680) | 76.2 (30.00) | 78.7 (31.00) | 162.6 (64.00) | 78.7 (31.00) | 104 (229) | €7,733 |
| DEV860SG-48-LP ² | 391 (860) | 121.9 (48.00) | 78.7 (31.00) | 128.3 (50.50) | 81.3 (32.00) | 131 (288) | €9,704 |
| DEV1010SG-48-LP | 454 (1000) | 121.9 (48.00) | 78.7 (31.00) | 152.4 (60.00) | 81.3 (32.00) | 126 (277) | €9,883 |
| DEV1175SG-48-LP | 538 (1185) | 121.9 (48.00) | 78.7 (31.00) | 167.6 (66.00) | 81.3 (32.00) | 145 (319) | €10,337 |
| DEV1300SG-48-LP | 599 (1320) | 121.9 (48.00) | 78.7 (31.00) | 175.3 (69.00) | 81.3 (32.00) | 155 (342) | €10,675 |
| DEV11605SG-56-LP | 531 (1170) | 142.2 (56.00) | 78.7 (31.00) | 152.4 (60.00) | 81.3 (32.00) | 134 (296) | €10,930 |
| DEV13505SG-56-LP | 617 (1360) | 142.2 (56.00) | 78.7 (31.00) | 167.6 (66.00) | 81.3 (32.00) | 160 (353) | €11,564 |
| DEV10805SG-60-LP ² | 490 (1080) | 152.4 (60.00) | 78.7 (31.00) | 128.3 (50.50) | 81.3 (32.00) | 135 (297) | €10,540 |
| DEV13255SG-60-LP | 602 (1325) | 152.4 (60.00) | 78.7 (31.00) | 152.4 (60.00) | 81.3 (32.00) | 169 (373) | €11,564 |
| DEV14755SG-60-LP | 676 (1490) | 152.4 (60.00) | 78.7 (31.00) | 167.6 (66.00) | 81.3 (32.00) | 162 (356) | €11,421 |
| DEV16505SG-60-LP | 754 (1660) | 152.4 (60.00) | 78.7 (31.00) | 175.3 (69.00) | 81.3 (32.00) | 153 (336) | €11,743 |

¹ Add 20.32 cm (8.00") to depth (D) for lower door assembly (easily removed for installation access).

² DEV860SG-48 and DEV10805SG-60 do not have upper inspection doors.

Ice•Devlce ice storage and dispensing systems – double door with (2) SmartCART 75 ice carts

Labor-saving elevated bins dispense ice out of front chute(s). For use with cube or Chewblet ice only. Each is equipped with two front chutes, poly liner, SmartGATE ice shield, poly doors with PowerHinge door hinge, 2.4 L (82 oz) plastic ice scoop, paddle and rake set. Full stainless steel exterior and base. All models include a stainless steel top, which is custom cut for ice machine(s).

For additional product information, request form# 2320.

Configurations shown below include (2) SmartCART 75 ice carts, each with 3 polyethylene Totes ice carriers, each holding 11 kg (25 lb) of ice for a total of 34 kg (75 lb) per cart. Carts can store below bin.

Other configurations available for double door Ice•Devlce:


Cambro brand ICS125L cart. Same price as below
 Bagger kit option Same price as below

Accessories for Ice•Devlce ice storage and dispensing systems

List price

Center partition €2,176
 Reinforced top – (req'd if ice machine(s) weight exceeds 454 kg (1000 lb). Add 5.38 cm (2.12") to H). . . . €3,019
 Bagger kit (item# ABBAGGERKT) (includes bagger assembly, tape dispenser with tape and 250 plastic bags of 5 kg (10 lb) capacity). €1,606
 3.6 kg (8 lb) ice bag, 1.25 mil poly bag, 125 bags per wicket, 8 wickets per case (item# 00116434) €229
 9.1 kg (20 lb) ice bag, 2.25 mil poly bag, 125 bags per wicket, 4 wickets per case (item# 00138370) €328

See page 14 and 15 for additional accessory information.



Double door Ice•Devlce with (2) SmartCART 75 ice carts

| Item number † | Max. bin cap. kg (lb) | Width cm (in) | Depth ¹ cm (in) | Height w/ legs cm (in) | Req'd door access cm (in) | Approx. ship wt kg (lb) | List price |
|-----------------|-----------------------|---------------|----------------------------|------------------------|---------------------------|-------------------------|------------|
| DEV2100SG-72-75 | 958 (2110) | 182.9 (72.00) | 101.6 (40.00) | 191.8 (75.50) | 104.1 (41.00) | 381 (841) | €22,862 |
| DEV2250SG-72-75 | 1022 (2250) | 182.9 (72.00) | 121.9 (48.00) | 176.5 (69.50) | 116.8 (46.00) | 344 (863) | €23,134 |
| DEV2650SG-72-75 | 1203 (2650) | 182.9 (72.00) | 101.6 (40.00) | 217.2 (85.50) | 104.1 (41.00) | 428 (943) | €25,852 |
| DEV3200SG-72-75 | 1471 (3240) | 182.9 (72.00) | 121.9 (48.00) | 224.8 (88.50) | 88.9 (35.00) | 519 (1144) | €27,517 |
| DEV3900SG-72-75 | 1789 (3940) | 182.9 (72.00) | 121.9 (48.00) | 255.3 (100.50) | 111.8 (44.00) | 574 (1263) | €29,924 |
| DEV4600SG-72-75 | 2107 (4640) | 182.9 (72.00) | 121.9 (48.00) | 284.5 (112.00) | 119.4 (47.00) | 579 (1276) | €31,658 |

¹ Add 20.32 cm (8.00") to depth (D) for lower door assembly (easily removed for installation access).

† Purchase orders must clearly indicate the make and model of the ice machine(s) being used with the bin, to properly prepare the bin top. Lack of this information will result in a delay in order processing.


Upright ice storage bins – single door with SmartGATE ice shield

Ice storage bins with industry-exclusive SmartGATE ice shield. Complete stainless exterior standard, including stainless back and bottom. All bins include a poly liner and corrosion-resistant ABS/poly top which is custom cut for ice machine(s), 15.24 cm (6.00") stainless steel adjustable legs and 2.4 L (82 oz) plastic ice scoop.

For additional product information, request form# 9140.

Accessories for single door upright bins

| | List price |
|---|-------------------|
| Plastic ice shovel (item# ABICSHOVEL)..... | €225 |
| Ice paddle (item# ABICEPADDL)..... | €215 |
| Ice rake (item# AB36RAKE)..... | €270 |
| 15.24 cm (6.00") stainless flanged legs (set of 4) (item# ABSPECLEG3)..... | €457 |
| 25.4 cm (10.00") stainless flanged legs (set of 4) (item# 00151647)..... | €590 |
| Center partition – single door uprights..... | €2,340 |
| Reinforced top (required if ice machine(s) weight exceeds 454 kg (1000 lb). Add 1.27 cm (0.5") to H).... | €2,264 |
| Bagger kit (item# ABBAGGERKT) (includes bagger assembly, tape dispenser with tape and 250 plastic bags of 5 kg (10 lb) capacity)..... | €1,606 |
| 3.6 kg (8 lb) ice bag, 1.25 mil poly bag, 125 bags per wicket, 8 wickets per case (item# 00116434)..... | €229 |
| 9.1 kg (20 lb) ice bag, 2.25 mil poly bag, 125 bags per wicket, 4 wickets per case (item# 00138370)..... | €328 |



Single door upright

See page 14 and 15 for additional accessory information.

| Item number † | Max. bin cap. kg (lb) | Width cm (in) | Depth ¹ cm (in) | Height w/ legs cm (in) | Req'd door access cm (in) | Approx. ship wt kg (lb) | List price |
|---------------|-----------------------|---------------|----------------------------|------------------------|---------------------------|-------------------------|------------|
| SG8605-48 | 391 (860) | 121.9(48.00) | 78.7 (31.00) | 118.1 (46.50) | 81.3 (32.00) | 116 (255) | €7,791 |
| SG11755-48 | 538 (1185) | 121.9 (48.00) | 78.7 (31.00) | 157.5 (62.00) | 81.3 (32.00) | 136 (298) | €8,422 |
| SG13505-56 | 617 (1360) | 142.2 (56.00) | 78.7 (31.00) | 157.5 (62.00) | 81.3 (32.00) | 147 (322) | €10,166 |
| SG10805-60 | 490 (1080) | 152.4 (60.00) | 78.7 (31.00) | 118.1 (46.50) | 81.3 (32.00) | 161 (355) | €8,743 |

¹ Add 20.32 cm (8.00") to depth (D) for lower door assembly (easily removed for installation access).

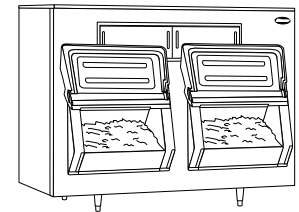
Upright ice storage bins – double door with SmartGATE ice shield

Ice storage bins with industry-exclusive SmartGATE ice shield. Complete stainless exterior standard, including stainless back and bottom. All bins include a poly liner and stainless top which is custom cut for ice machine(s), 15.24 cm (6.00") stainless steel adjustable legs and 2.4 L (82 oz) plastic ice scoop.

For additional product information, request form# 9145.

Accessories for double door upright bins

| | List price |
|---|-------------------|
| Plastic ice shovel (item# ABICSHOVEL)..... | €225 |
| Ice paddle (item# ABICEPADDL)..... | €215 |
| Ice rake (item# ABICERAKE)..... | €270 |
| 15.24 cm (6.00") stainless flanged legs (set of 4) (item# ABSPECLEG3)..... | €457 |
| Center partition – double door uprights..... | €2,340 |
| Reinforced top (required if ice machine(s) weight exceeds 454 kg (1000 lb). Add 5.38 cm (2.12") to H).... | €2,903 |
| Bagger kit (item# ABBAGGERKT) (includes bagger assembly, tape dispenser with tape and 250 plastic bags of 5 kg (10 lb) capacity)..... | €1,606 |
| 3.6 kg (8 lb) ice bag, 1.25 mil poly bag, 125 bags per wicket, 8 wickets per case (item# 00116434)..... | €229 |
| 9.1 kg (20 lb) ice bag, 2.25 mil poly bag, 125 bags per wicket, 4 wickets per case (item# 00138370)..... | €328 |



Double door upright

See page 14 and 15 for additional accessory information.

| Item number † | Max. bin cap. kg (lb) | Width cm (in) | Depth ¹ cm (in) | Height w/ legs cm (in) | Req'd door access cm (in) | Approx. ship wt kg (lb) | List price |
|------------------------|-----------------------|---------------|----------------------------|------------------------|---------------------------|-------------------------|------------|
| SG1850-96 | 849 (1870) | 243.8 (96.00) | 78.7 (31.00) | 1269 (51.0) | 81.3 (32.00) | 205 (450) | €20,407 |
| SG2100-72 | 958 (2110) | 182.9 (72.00) | 101.6 (40.00) | 1448 (57.0) | 104.1 (41.00) | 221 (486) | €17,244 |
| SG2250-72 | 1022 (2250) | 182.9 (72.00) | 121.9 (48.00) | 1283 (50.5) | 116.8 (46.00) | 235 (516) | €17,282 |
| SG2650-72 | 1203 (2650) | 182.9 (72.00) | 101.6 (40.00) | 1690 (66.5) | 104.1 (41.00) | 259 (571) | €20,673 |
| SG3200-72 ² | 1471 (3240) | 182.9 (72.00) | 121.9 (48.00) | 1766 (69.5) | 88.9 (35.00) | 346 (762) | €21,673 |
| SG3900-72 ² | 1789 (3940) | 182.9 (72.00) | 121.9 (48.00) | 2071 (81.5) | 111.8 (44.00) | 379 (835) | €24,745 |
| SG4600-72 ² | 2107 (4640) | 182.9 (72.00) | 121.9 (48.00) | 2363 (93.0) | 119.4 (47.00) | 409 (901) | €25,422 |

¹ Add 20.32 cm (8.00") to depth (D) for lower door assembly (easily removed for installation access).

² Ships in two sections.

† Purchase orders must clearly indicate the make and model of the ice machine(s) being used with the bin, to properly prepare the bin top. Lack of this information will result in a delay in order processing.

Replacement stainless steel tops for ice storage bins

Available EXW Incoterms 2010 – Easton, PA USA and Wislina, Poland

Order must include complete model number of ice machine to be used in conjunction with bin.

| Bin series | Width cm (in) | Depth (at top) cm (in) | Replacement top EXW Easton, PA USA item number | Replacement top EXW Wislina, Poland item number | List price |
|---|---------------|------------------------|--|---|------------|
| Slope front bins | | | | | |
| | 55.9 (22.00) | 69.8 (27.50) | 00117820 | 00190736 | €629 |
| | 76.2 (30.00) | 69.8 (27.50) | AB425TOP00 | 00190744 | €933 |
| | 109.2 (43.00) | 69.8 (27.50) | 00946251 | 00946251 | €950 |
| | 111.8 (44.00) | 69.8 (27.50) | AB650TOP00 | 00190751 | €1,283 |
| | 121.9 (48.00) | 69.8 (27.50) | AB725TOP00 | 00190769 | €1,389 |
| | 132.1 (52.00) | 69.8 (27.50) | AB750TOP00 | 00190777 | €1,489 |
| Single door upright bins and single door Ice•Devlce ice storage and dispensing systems for bins manufactured before 2007 | | | | | |
| | 76.2 (30.00) | 78.7 (31.00) | AB7010TOP0 | 00190785 | €1,630 |
| | 121.9 (48.00) | 78.7 (31.00) | AB1010TOPS | 00190793 | €1,941 |
| | 142.2 (56.00) | 78.7 (31.00) | AB1350TOP0 | 00190801 | €2,104 |
| | 152.4 (60.00) | 78.7 (31.00) | AB1475TOP0 | 00190819 | €2,104 |
| Double door upright bins | 243.8 (96.00) | 78.7 (31.00) | AB1850TOP0 | N/A | €2,848 |
| Double door upright bins and double door Ice•Devlce ice storage and dispensing systems | | | | | |
| | 182.9 (72.00) | 101.6 (40.00) | AB2650TOP0 | N/A | €2,693 |
| | 182.9 (72.00) | 121.9 (48.00) | AB4600TOP0 | N/A | €2,848 |
| Ice transport systems (ITS) | | | | | |
| | 78.7 (31.00) | 101.6 (40.00) | ABITS70TOP | 00190835 | €1,941 |
| | 152.4 (60.00) | 101.6 (40.00) | ABITS13TOP | 00190843 | €2,417 |
| | 228.6 (90.00) | 101.6 (40.00) | ABITS32TOP | N/A | €2,857 |

Replacement ABS bin tops for ice storage bins

Available EXW Incoterms 2010 – Easton, PA USA only

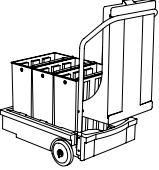

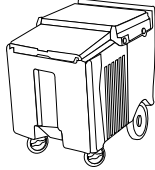

| | Width cm (in) | Depth (at top) cm (in) | Replacement top EXW Easton, PA USA item number | List price |
|---|---------------|------------------------|--|------------|
| Single door upright and single door Ice•Devlce ice storage and dispensing systems for bins manufactured after 2007 | | | | |
| Full top | 76.2 (30.00) | 78.7 (31.00) | 00168138 | €1,645 |
| Full top | 121.9 (48.00) | 78.7 (31.00) | 00168146 | €1,960 |
| Full top | 142.2 (56.00) | 78.7 (31.00) | 00168153 | €2,104 |
| Full top | 152.4 (60.00) | 78.7 (31.00) | 00168161 | €2,104 |





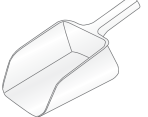
Flexi-Top ice bin top systems

Flexi-Top ice bin top systems make stocking bins simple – eliminates the need to know what specific ice machine will be used before the order. Available for 121.9 cm (48.00") and 152.4 cm (60.00") wide single door uprights and Ice•Devlce ice storage and dispensing systems. Contact factory for more information.

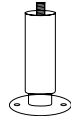

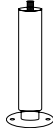

† Purchase orders must clearly indicate the make and model of the ice machine(s) being used with the bin, to properly prepare the bin top. Lack of this information will result in a delay in order processing.

Ice handling accessories

| Ice carts and Totes ice carrier ordering guidelines | | | | |
|---|---|--|--|--|
| | <p>SmartCART 75 Item# 00112771</p>  <p>Perfect for moving small quantities of ice to manually fill storage receptacles. 34 kg (75 lb) capacity. Includes 3 Totes ice carriers.</p> <p>54.6 x 86.4 x 99.1 cm (21.50"W x 34.00"D x 39.00"H)</p> <p>Ship wt – 25 kg (53 lb)</p> <p>List price €1,885</p> | <p>SmartCART 240¹ Item# ROTOCART</p>  <p>Fully insulated poly with removable lid. 109 kg (240 lb) capacity for transporting large quantities of ice.</p> <p>61.6 x 105.4 x 90.8 cm (24.25"W x 41.50"D x 35.75"H)</p> <p>Ship wt – 35 kg (75 lb)</p> <p>List price €2,488</p> <p>¹ Requires use of the 10.16 cm (4.00") chute (item# ABDVCHUT4)</p> | <p>Cambro ICS125L Item# ICS125L</p>  <p>Fully insulated poly with slide back lid with 57 kg (125 lb) capacity. Perfect for sliding under bars.</p> <p>58.4 x 79.5 x 74.3 cm (23.00"W x 31.30"D x 29.25"H)</p> <p>Ship wt – 32 kg (70 lb)</p> <p>List price €2,563</p> | <p>Totes Item# ABICETOTP (six) Item# 502263 (single)</p>  <p>Comfortable handle, easy distribution of ice from longer side. Limits lifted load to 12 kg (25 lb).</p> <p>18.08 x 39.7 x 38.1 cm (7.12"W x 15.62"D x 15.00"H)</p> <p>Set of 6 Totes Ship wt – 16 kg (34 lb) List price €1,114</p> <p>Single Tote Ship wt – 3 kg (7 lb) List price €196</p> |
| Bin series | <p>✓ = May be ordered separately n/r = Not recommended for use with model</p> | | | |
| Slope Front | ✓ | ✓ | ✓ | ✓ |
| Single Door Upright | ✓ | ✓ | ✓ | ✓ |
| Double Door Upright | ✓ | ✓ | ✓ | ✓ |
| Single Door Ice•Device | ✓ | n/r | ✓ ¹ | ✓ |
| Double Door Ice•Device | ✓ | n/r | ✓ ¹ | ✓ |
| Ice Transport System | n/r | ✓ | n/r | ✓ |

| Shovel, scoop and paddle ordering guidelines | | | | | |
|--|---|---|--|---|--|
| | <p>Paddle Item# ABICEPADDL46 118.1 cm (46.50") or Item# ABICEPADDL 147.3 cm (58.50")</p>  <p>High density poly paddle breaks ice bridges with ease. Includes bracket.</p> <p>118.1 cm (46.50") Ship wt – 4 kg (9 lb) List price €215</p> <p>147.3 cm (58.50") Ship wt – 4 kg (9 lb) List price €215</p> | <p>Rake Item# AB36RAKE 96.5 cm (38.00") or Item# ABICERAKE 127.0 cm (50.00")</p>  <p>Draws ice to front of bin for easier access. Vinyl handle, aluminum shaft, stainless steel rake head. Includes bracket.</p> <p>96.5 cm (38.00") Ship wt – 4 kg (9 lb) List price €270</p> <p>127.0 cm (50.00") Ship wt – 4 kg (9 lb) List price €270</p> | <p>Shovel Item# ABICSHOVEL 94.0 cm (37.00")</p>  <p>Heavy duty poly construction. Efficient removal of ice from bin.</p> <p>Ship wt – 3 kg (6 lb) List price €225</p> | <p>Scoop Item# 00146365 1.9 L (64 oz)</p>  <p>San Jamar® Saf-T-Ice® Guardian scoop® system. Minimizes contact with ice, includes storage rack for scoop.</p> <p>Ship wt – 3 kg (6 lb) List price €239</p> | <p>Scoop Item# ABICESCOOP 2.4 L (82 oz)</p>  <p>Large poly scoop for manual removal of ice from bins. No bracket provided.</p> <p>Ship wt – 2 kg (3 lb) List price €52</p> |
| Bin series | <p>✓ = May be ordered separately n/r = Not recommended for use with model</p> | | | | |
| | 118.1 cm | 147.3 cm | 96.5 cm | 127.0 cm | |
| Slope Front | ✓ | n/r | n/r | n/r | ✓ |
| Single Door Upright | ✓ | n/r | ✓ | n/r | ✓ |
| Double Door Upright | n/r | ✓ | n/r | ✓ | ✓ |
| Single Door Ice•Device | ✓ | n/r | ✓ | n/r | ✓ |
| Double Door Ice•Device | n/r | ✓ | n/r | ✓ | ✓ |
| Ice Transport System | n/r | ✓ | n/r | ✓ | ✓ |

Ice handling accessories continued

| Stainless steel leg accessory ordering guidelines | | | | |
|---|--|--|---|--|
| | <p>15.24 cm (6.00") with flanged feet. Set of (4). Item# ABSPECLEG3</p>  <p>Ship wt – 3 kg (7 lb) List price €457</p> | <p>20.32 cm (8.00") bullet leg with stabilizer. Set of (4). Item# AB8INLEGSS</p>  <p>Ship wt – 5 kg (10 lb) List price €537</p> | <p>25.4 cm (10.00") with flanged feet. Set of (4). Item# 00151647</p>  <p>Ship wt – 6 kg (13 lb) List price €590</p> | <p>30.5 cm (12.00") bullet leg. Set of (4). Item# ABSPECLEG1</p>  <p>Ship wt – 5 kg (11 lb) List price €659</p> |
| Bin series | ✓ = May be ordered separately n/r = Not recommended for use with model | | | |
| Slope Front | ✓ | ✓ | ✓ | ✓ |
| Single Door Upright | ✓ | ✓ | ✓ | n/r |
| Double Door Upright | ✓ | ✓ | n/r | n/r |
| Single Door Ice•Device | n/r | n/r | n/r | n/r |
| Double Door Ice•Device | n/r | n/r | n/r | n/r |
| Ice Transport System | n/r | n/r | n/r | n/r |
| Ice Pro | n/r | n/r | n/r | n/r |

Incoterms is a trademark of the International Chamber of Commerce.
Cambro is a registered trademark of Cambro Manufacturing Company in the US.
Bostitch is a registered trademark of Stanley Black and Decker.
Saf-T-Ice is a registered trademark of San Jamar, a division of the Coleman Group, Inc. in the US.
FLEXI-TOP, HORIZON ELITE, ICE-DEVICE, POWERHINGE, SMARTCART and TOTES are trademarks of Follett Products, LLC.
CHEWBLET, FOLLETT and SMARTGATE are registered trademarks of Follett Products, LLC, registered in the US.

Mokry Dwór 26C 83-021 Wiślina, Poland
Phone: +48 (58) 785-6140 | Fax: +48 (58) 785-6159
folletteurope.com

FOLLETT®

801 Church Lane | Easton, PA 18040, USA
1.610.252.7301 | Fax: +1.610.250.0696 | follettice.com

2925-20260501 | © Follett Products, LLC