


| 2026

effective 01/05/26
revised 06/03/26



ice machines



ice and water dispensers



ice and beverage dispensers



blast chillers and shock freezers



ice storage and transport



Contents

TERMS AND POLICIES	4
ICE MACHINES	5
Maestro Plus Chewblet and flake ice machine bins – 414 series	6
Maestro Plus Chewblet and flake ice machines – 414 series	6
Maestro Plus 414 RIDE installation kits (required)	7
Maestro Plus 414AT top kits for top mount applications used with countertop ice and beverage dispensers	7
Maestro Plus 414AS top kits for RIDE applications used with countertop ice and beverage dispensers	8
Horizon Elite Chewblet ice machines – 710, 1010, 1400, 1810 and 2110 series	9
Horizon Elite remote outdoor condensing units – 1010, 1400, 1810 and 2110 series	10
Horizon Elite installation kits – 710, 1010, 1400, 1810 and 2110 series (required)	10
Horizon Elite ice transport tube kits for RIDE installations – 710, 1010, 1400, 1810 and 2110 series (required)	10
Ice Manager diverter valve system	11
Horizon Elite top kits for RIDE applications used with countertop ice and beverage dispensers	12
Horizon Elite top kits for top mount applications used with countertop ice and beverage dispensers	13
Ice machine accessories	14
Installation accessories	14
Other accessories	14
Water filter systems and replacement cartridges	14
Cleaning and sanitizing	15
Remote monitoring with Open Kitchen™	15
ICE AND WATER DISPENSERS	16
Champion ice and water dispensers	17
Champion ice and water dispenser accessories	18
Symphony Plus ice and water dispensers – 12 series	19
Symphony Plus ice-only dispensers – 12 series	19
Symphony Plus ice and water dispensers – 25 and 50 series	20
Symphony Plus ice-only dispensers – 25 and 50 series	21
Symphony Plus ice and water dispensers – 110 series	21
Symphony Plus ice-only dispensers – 110 series	22
Symphony Plus base stand options	22
ICE AND WATER DISPENSER ACCESSORIES	23
Installation accessories	23
Other accessories	23
Water filter systems and replacement cartridges	23
Cleaning and sanitizing	23
Replacement ice machine for use in Symphony Plus 414 model dispensers	24
ICE AND BEVERAGE DISPENSERS	25
Vision ice and beverage dispensers – VU155B series with integral ice water bath beverage cooling	26
Vision ice and chilled water dispensers – VU155N series	26
Vision ice and water dispensers for marine applications – CVU series	27
Vision ice and beverage dispensers – VU300B series with integral ice water bath beverage cooling	27
Vision ice and beverage dispenser accessories	28
QuickCARB beverage manifold	28
BLAST CHILLERS AND SHOCK FREEZERS	29
Blast chillers and shock freezers, reach-in – 5 tray, 10 tray and 15 tray	31
Blast chillers and shock freezers, roll-in – 1 trolley and 2 trolley	31
Blast chillers and shock freezers accessories	31

ICE STORAGE, ICE TRANSPORT AND ICE HANDLING	32
Upright ice storage bins – single door and double door with SmartGATE® ice shield.....	33
Ice•Devlce ice storage and dispensing systems – single door with cart or bagger.....	34
Ice•Devlce ice storage and dispensing systems – low-profile single door with Totes ice carrier	35
Ice•Devlce ice storage and dispensing systems – double door with (2) SmartCART 75 ice carts.....	35
Ice storage and transport systems (ITS).....	36
Ice Pro automatic ice bagging and dispensing systems	37
Slope front bins	37
Replacement stainless steel tops for ice storage bins	38
Replacement ABS bin tops for ice storage bins.....	38
Flexi-Top ice bin top systems	38
Ice handling accessories	39

Terms and policies

Terms

- Products for sale meet all regulatory compliances as noted in the appropriate Follett Product Specification Sheet at the time of sale. Customer understands and accepts these products as meeting the designated regulatory compliances.
- Net 30 day terms on approved accounts
- Prices subject to change without notice
- Specifications subject to change without notice
- This price list supersedes all others
- **Pricing is in USD**
- **Products priced with EX Works (EXW) terms**
- **Other shipping terms available upon request**

Return Policy

Non-standard equipment cannot be returned. Orders for non-standard equipment cannot be cancelled.

Follett equipment may be returned for credit under the following conditions:

- The equipment is new and unused
- A return authorization number has been issued by customer service within 45 days after shipment
- Follett receives the equipment at the factory in Easton, PA within 30 days after issuance of the return authorization number
- The equipment must be returned in Follett packaging. If the packaging has been damaged or discarded, Follett will forward new packaging at the customer's expense.

Note: Return freight charges are the responsibility of the customer. If equipment is returned and is damaged because of improper packaging, Follett Products, LLC will not be held responsible.

Credit will be issued when the equipment has been inspected by Follett and deemed suitable to be returned to stock.

Note: A 20% restocking charge will be deducted from the credit. If the cost to return the product to stock exceeds 20%, the actual cost will be deducted.

Ice machines

Compact, reliable Chewblet® ice and flake ice machines in a variety of sizes to meet your needs. Top mount or RIDE® (ice-through-a-tube) configurations available. Follett's unique Ice Manager™ diverter valve system allows the use of ONE Horizon Elite™ ice machine with TWO storage units each up to 75 ft (22.9 m) away.

Warranty

Maestro Plus™ and Horizon Elite ice machines and remote condensing units, Ice Manager diverter valve system

Follett Products, LLC warrants to the original end user that all parts shall be free from defects in material and workmanship under normal use and service for a period of 3 years from the date of installation. Date of installation shall not exceed 90 days from date of shipment. Parts and labor for repair within this 3 year period are covered under this warranty. For products outside of the U.S. and Canada, the labor warranty will apply only to equipment sold and serviced through a Follett Authorized Distributor in its designated territory.

The compressor shall be covered for an additional 2 years (parts only), for a total of 5 years from the date of installation.

Note: Marine units carry 2 year parts warranty and a limited 2 year labor warranty. Labor will be covered provided Follett receives 72 hours notice to perform service and service is provided at a port located in the 48 contiguous states.

WARRANTY CONDITIONS

- Warranty labor must be performed by the local Follett authorized service provider
- The equipment has been installed and operated in compliance with instructions provided by Follett
- Customer has documented record of preventive maintenance and cleaning of the machine every 6 months according to the instructions in the Installation, Operations and Service Manual
- Malfunctions or damage due to alterations, improper operation, outdoor use, neglect, vandalism, fire, acts of God, or any situation beyond the control of Follett are expressly excluded from this warranty
- Follett reserves the right to require that any parts covered under this warranty be returned to Follett prepaid and verified as defective upon examination
- Any damages resulting from shipment of the unit are expressly excluded. Follett advises customers to carefully examine all shipments prior to acceptance and note all potential damage concerns on the appropriate shipping papers.
- Excess labor charges resulting from security clearance procedures, safety training, travel time greater than one hour or 50 miles (80 km), premium time labor; after hours, weekends, holidays, etc., will not be covered by Follett Products, LLC and are the responsibility of the equipment owner

This warranty is expressly made in lieu of other warranties, expressed or implied, including any implied warranty of merchantability or fitness for a particular purpose except as provided in the warranty with respect to defects in material and workmanship.

Follett Products, LLC will not be liable for any consequential damages, expenses, connecting or disconnecting charges, or any losses or damages resulting from a defect of the machine. Questions concerning this warranty should be directed to Follett Products, LLC, technical service at +1 (877) 612-5086 or +1 (610) 252-7301.

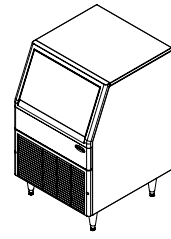
Maestro Plus Chewblet and flake ice machine bins – 414 series

Flake (UF) or Chewblet* (UM) ice machines with 75 lb (34 kg) of bin storage for undercounter or freestanding applications.

Stainless steel exterior with moderate production and storage capacity in a small footprint.

For additional product information, request form# 1009.

See page 14 for additional accessory information.



Undercounter ice machine bin

Item number	Ice type	Width in (cm)	Depth in (cm)	Height ² in (cm)	Production capacity lb (kg)		Condensing unit	Voltage	Approx. ship wt lb (kg)	List price
					90 F air 70 F water (32/21 C)	70 F air 50 F water (21/10 C)				
UMD414A80 [†]	Chewblet	23.50 (59.7)	26.00 (66.0)	33.00 (83.8)	325 (148)	425 (193)	air-cooled, self-contained	115/60/1	194 (88)	\$14,490
UME414A80 ¹	Chewblet	23.50 (59.7)	26.00 (66.0)	33.00 (83.8)	325 (148)	425 (193)	air-cooled, self-contained	230/50/1 ¹	194 (88)	\$14,735
UFD414A80 [†]	Flake	23.50 (59.7)	26.00 (66.0)	33.00 (83.8)	325 (148)	425 (193)	air-cooled, self-contained	115/60/1	194 (88)	\$14,490
UFE414A80 ¹	Flake	23.50 (59.7)	26.00 (66.0)	33.00 (83.8)	325 (148)	425 (193)	air-cooled, self-contained	230/50/1 ¹	194 (88)	\$14,735

[†] ENERGY STAR[®] certified.

¹ Models not for use in the United States. Model ships EXW Incoterms 2010 – Wislina, Poland.

² 33.00" (83.8 cm) with leveling feet for undercounter use. 39.00" (99.1 cm) with bullet legs for freestanding application.

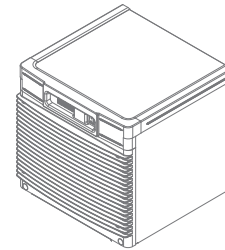
Maestro Plus Chewblet and flake ice machines – 414 series

Chewblet and flake air-cooled ice machines for top mount and RIDE (ice-through-a-tube) configurations.


E414A models are not for use in the United States.

For additional product information, request form# 1067 for top mount configurations and form 1069 for RIDE configurations.

See page 14 for additional accessory information.



Top mount



RIDE

Item number	Ice type	Width in (cm)	Depth in (cm)	Height in (cm)	Production capacity lb (kg)		Condensing unit	Voltage	Approx. ship wt lb (kg)	List price
					90 F air 70 F water (32/21 C)	70 F air 50 F water (21/10 C)				
414 series top mount configurations										
D414AT	Chewblet	22.70 (57.7)	24.25 (61.6)	21.25 (54.0)	340 (154)	423 (192)	air-cooled, self-contained	115/60/1	170 (77)	\$12,175
E414AT	Chewblet	22.70 (57.7)	24.25 (61.6)	21.25 (54.0)	325 (147)	425 (193)	air-cooled, self-contained	230/50/1 ¹	170 (77)	\$12,400
D414ATF	Flake	22.70 (57.7)	24.25 (61.6)	21.25 (54.0)	340 (154)	423 (192)	air-cooled, self-contained	115/60/1	170 (77)	\$12,175
E414ATF	Flake	22.70 (57.7)	24.25 (61.6)	21.25 (54.0)	325 (147)	425 (193)	air-cooled, self-contained	230/50/1 ¹	170 (77)	\$12,400

414 series RIDE configurations

D414AS	Chewblet	18.80 (47.8)	22.75 (57.8)	17.10 (43.4)	340 (154)	423 (192)	air-cooled, self-contained	115/60/1	127 (57)	\$12,430
E414AS	Chewblet	18.80 (47.8)	22.75 (57.8)	17.10 (43.4)	325 (147)	425 (193)	air-cooled, self-contained	230/50/1 ¹	127 (57)	\$12,660

¹ Models not for use in the United States. Model ships EXW Incoterms 2010 – Wislina, Poland.

Maestro Plus 414 RIDE installation kits (required)

Item number	Description	List price
Countertop ice and beverage dispenser and ice storage bin installations		

Top mount ice machine requires stainless steel top kit, sold separately. See top kit charts on page 7 for top kit numbers.

Refer to page 32 for available ice storage bin capacities and sizes.

01558824	Installation kit for Maestro Plus ice machines filling countertop ice and beverage dispensers and ice storage bins. Includes 20' (6 m) of ice transport tube.	\$670
----------	---	-------

Vision ice-only and ice and beverage dispenser installations

Factory approval required for lengths over 20' (6.1 m). One 20' (6.1 m) bin signal wire for fill control included with each ice machine. Maximum of two ice machines per Vision dispenser.

Refer to page 25 for available capacities and sizes.

01558840	Installation kit for Maestro Plus ice machines filling Vision dispensers. Includes 20' (6 m) of ice transport tube	\$670
----------	--	-------

Drop-in installations (E414AS models only)

01558832	Installation kit for Maestro Plus E414AS ice machines filling drop-in dispensers. Includes 20' (6 m) of ice transport tube.	\$670
----------	---	-------

Approved for RIDE model – ice and beverage dispensers manufactured by others¹

Coca-Cola Freestyle 7000 ^{2,4} / 7100 ^{3,4} / 9000 ⁴ / 9100 ⁴	Lancer 4500-22N	Servend MD175
Cornelius DB/DF/ED150BC Series	Lancer 4500-30N	Servend MD200
Cornelius DB/DF/ED175BC Series	Lancer FS-16N	Servend MD250
Cornelius DB/DF/ED200BC Series	Lancer FS-22N	Servend MDH302
Cornelius DB/DF/ED250BC Series	Lancer FS-30N	Servend MDH402
Cornelius DB/DF/ED300BC Series	Lancer FS-44N	Servend SV175
Cornelius IDC215/255 and Pro Fast Gate	Lancer Sensation and TouchPoint	Servend SV200
Cornelius IDC Pro	Pepsi Spire 3.0 ⁵ / 5.0 ⁵ / 4.1 ⁵	Servend SV250
Cornelius Flavor Fusion/Overload	Servend MD150	

Maestro Plus 414AT top kits for top mount applications used with countertop ice and beverage dispensers

For additional Maestro Plus product information, request form# 1067.

Top kit accessory item number	Dispenser manufacturer	Dispenser model number	Dispenser series width	List price
Maestro Plus top mount applications¹				
MTF24SCP ^{4,6}	Coca-Cola	Freestyle 9000	24"	\$1,060
MTF26SCP ⁴	Coca-Cola	Freestyle 9100	26"	\$1,060
MTF30SCP ^{4,7}	Coca-Cola	Freestyle 7000	30"	\$1,285
MTF30SCP ^{4,8}	Coca-Cola	Freestyle 7100	30"	\$1,285
MTC22SCP	Cornelius	DB/DF/ED150BC	22"	\$1,055
MTC24SCP	Cornelius	DB/DF/ED175BC	24"	\$1,055
MTC30SCP	Cornelius	DB/DF/ED200/250 IDC215/255	30"	\$1,285
MTL22SCP	Lancer	FS-22N/4500-22N	22"	\$1,045
MTL30SCP	Lancer	4500-30N	30"	\$1,285
MTL30SCP-STP	Lancer	30" Sensation/TouchPoint	30"	\$1,285
MTL30SCP-STP	Lancer	Bold 30i	30"	\$1,285
MTP24SCP	Pepsi	Spire 3.0	24"	\$1,055
MTP30SCP	Pepsi	Spire 5.0 / 4.1	30"	\$1,285

Maestro Plus 414AS top kits for RIDE applications used with countertop ice and beverage dispensers

Top kit accessory item number	Dispenser manufacturer	Dispenser model number	Dispenser series width	List price
Required Maestro Plus RIDE application stainless steel adapter kits¹				
MSF30SC ^{2,4}	Coca-Cola	Freestyle 7000	30"	\$630
MSF26SC ⁴	Coca-Cola	Freestyle 9100	26"	\$600
MSP24SC ⁵	Pepsi	Spire 3.0	24"	\$600
MSP30SC ⁵	Pepsi	Spire 5.0 / 4.1	30"	\$630
Optional Maestro Plus RIDE application stainless steel adapter kits¹				
MSC22SC	Cornelius	DB/DF/ED150BC	22"	\$2,550
MSC24SC	Cornelius	DB/DF/ED175BC	24"	\$2,665
MSC30SC	Cornelius	DB/DF/ED200BC	30"	\$2,790
MSC30SC	Cornelius	DB/DF/ED250BC	30"	\$2,790
MSC44SC	Cornelius	DB/DF/ED300BC	44"	\$2,845
MSL22SC	Lancer	FS-22N	22"	\$2,550
MSL30SC	Lancer	4500-30N	30"	\$2,790
MSL30SC	Lancer	FS-30N	30"	\$2,790

¹ All dispensers must be configured for nugget ice. See dispenser manufacturer for appropriate nugget ice kits, if required. Approved dispensers for top mount ice machine applications are listed above.

² Top kit MSF30SC required with Coca-Cola Freestyle 7000. Top adapter IC Code 46412 and ice kit IC Code 46430 must also be ordered from Coca-Cola.

³ Top kit MSF30SC required with Coca-Cola Freestyle 7100. Top adapter IC Code 46751 and ice kit IC Code 46430 must also be ordered from Coca-Cola.

⁴ Consult with Coca-Cola and Follett to qualify application prior to ordering.

⁵ RIDE application is approved only for Pepsi Spire 3.0, 5.0 and 4.1 designed for top mount ice machines and requires MSP24SC for 3.0 and MSP30SC for 5.0 and 4.1, ordered separately. For manual fill versions of Pepsi Spire 3.0, 5.0 and 4.1, contact factory.

⁶ Adapter must also be ordered from Coca-Cola. IC Code: 46010 (Silver), 46011 (Red) or 46012 (Black).

⁷ Top adapter IC Code 46412 and ice kit IC Code 46430 must also be ordered from Coca-Cola.

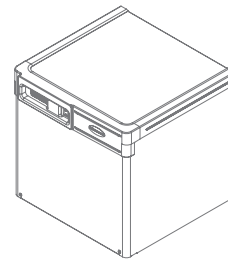
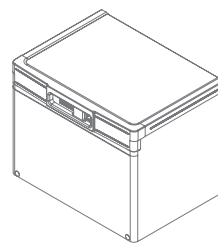
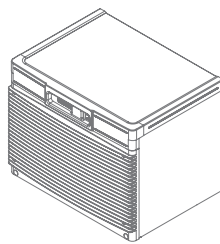
⁸ Top adapter IC Code 46753 and ice kit IC Code 46430 must also be ordered from Coca-Cola.

Horizon Elite Chewblet ice machines – 710, 1010, 1400, 1810 and 2110 series

Ice machines for top mount and RIDE (ice-through-a-tube) configurations.

For additional product information, request form# 1061 for D710A and E710A, 1062 for C1010A, 1107 for C1414A, 1065 for C1412W, 1063 for D1010R and D1410R, 1064 for D1412R, or 1066 for D1810R and D2110R.

See page 14 for additional accessory information.



Self-contained, air-cooled Self-contained, water-cooled

Remote

Item number	Width in (cm)	Depth in (cm)	Height in (cm)	Production capacity lb (kg)*		Condensing unit	Voltage	Approx. ship wt lb (kg)	List price
				90 F air 70 F water (32/21 C)	70 F air 50 F water (21/10 C)				
710 series ice machines									
D710A †	22.70 (57.7)	24.50 (62.2)	21.25 (54.0)	586 (266)	759 (345)	air-cooled, self-contained	115/60/1	180 (82)	\$15,390
E710A ¹	22.70 (57.7)	24.50 (62.2)	21.25 (54.0)	586 (266)	759 (345)	air-cooled, self-contained	230/50/1 ¹	180 (82)	\$15,605
1010 series ice machines									
C1010A	29.15 (74.0)	23.25 (59.1)	22.50 (57.2)	765 (347)	1061 (482)	air-cooled, self-contained	208-230/60/1	265 (120)	\$20,815
D1010R	22.70 (57.7)	22.50 (57.1)	21.25 (53.9)	758 (344)	978 (444)	air-cooled evaporator unit, for connection to remote condenser 01354059 or 01354067	115/60/1	175 (79)	\$16,975
1400 series ice machines									
C1414A	29.16 (74.0)	25.13 (63.8)	22.54 (57.2)	1132 (514)	1379 (626)	air-cooled, self-contained	208-230/60/1	235 (107)	\$26,760
C1412W	29.15 (74.0)	25.15 (63.9)	22.15 (56.3)	962 (437)	1116 (507)	water-cooled, self-contained condenser for marine/shipboard use	220/60/1	275 (125)	\$29,470
D1410R	22.70 (57.7)	24.50 (62.2)	21.25 (53.9)	1083 (492)	1372 (623)	air-cooled evaporator unit, for connection to remote condenser 01579259	115/60/1	195 (89)	\$20,615
D1412R	22.70 (57.7)	24.50 (62.2)	21.25 (53.9)	1138 (614)	1371 (622)	air-cooled evaporator unit, for connection to remote condenser F1412CU	115/60/1	195 (89)	\$21,140
1810 series ice machines									
D1810R	22.70 (57.7)	23.70 (60.2)	22.50 (57.2)	1420 (645)	1784 (810)	air-cooled evaporator unit, for connection to remote condenser 01571173 or 01571181	115/60/1	195 (89)	\$26,950
2110 series ice machines									
D2110R	22.70 (57.7)	23.70 (60.2)	22.50 (57.2)	1634 (741)	2039 (925)	air-cooled evaporator unit, for connection to remote condenser 01571199 or 01571207	115/60/1	205 (93)	\$28,610

† ENERGY STAR® certified.

* For water-cooled ice machines, standard conditions for capacity rating are 90 F condensing water temperature / 70 F potable water temperature or 70 F condensing water temperature / 50 F potable water temperature.

¹ Models not for use in the United States.

Horizon Elite remote outdoor condensing units – 1010, 1400, 1810 and 2110 series

Item number	Width in (cm)	Depth in (cm)	Height in (cm)	Condensing unit	Voltage	Approx. ship wt lb (kg)	List price
1010 series remote condensing units							
01354059	39.90 (101)	28.50 (72.4)	21.50 (54.6)	air-cooled, single phase remote condenser for use with D1010R evaporator unit. Not pre-charged.	208-230/60/1	260 (118)	\$5,105
01354067	39.90 (101)	28.50 (72.4)	21.50 (54.6)	air-cooled, three phase remote condenser for use with D1010R evaporator unit. Not pre-charged.	208-230/60/3	320 (145)	\$5,215
1400 series remote condensing units							
01579259	39.90 (101)	28.50 (72.4)	21.50 (54.6)	air-cooled, single phase remote condenser for use with D1410R evaporator unit. Pre-charged.	208-230/60/1	270 (123)	\$6,930
F1412CU	39.60 (100.6)	28.20 (71.6)	26.00 (66.0)	air-cooled, three phase remote condenser for use with D1412R evaporator unit. Pre-charged.	208-230/60/3	282 (128)	\$6,730
1810 series remote condensing units							
01571173	30.00 (76.2)	38.50 (97.8)	25.75 (65.4)	air-cooled, single phase remote condenser for use with D1810R evaporator unit. Pre-charged.	208-230/60/1	265 (120)	\$10,765
01571181	30.00 (76.2)	38.50 (97.8)	25.75 (65.4)	air-cooled, three phase remote condenser for use with D1810R evaporator unit. Pre-charged.	208-230/60/3	265 (120)	\$10,875
2110 series remote condensing units							
01571199	30.00 (76.2)	38.50 (97.8)	25.75 (65.4)	air-cooled, single phase remote condenser for use with D2110R evaporator unit. Pre-charged.	208-230/60/1	315 (143)	\$11,410
01571207	30.00 (76.2)	38.50 (97.8)	25.75 (65.4)	air-cooled, three phase remote condenser for use with D2110R evaporator unit. Pre-charged.	208-230/60/3	315 (143)	\$11,520

Horizon Elite installation kits – 710, 1010, 1400, 1810 and 2110 series (required)

Item number	Description	Approx. ship wt lb (kg)	List price
Ice storage bin installations			
Refer to page 32 for available capacities and sizes.			
01564590	Installation kit for Horizon Elite ice machines filling bins	10 (5)	\$645
Countertop ice and beverage dispenser installations			
Top mount ice machine applications require stainless steel top kit, sold separately. See top kits on page 13.			
RIDE ice machine applications do not require stainless steel top except Coca Cola Freestyle and Pepsi Spire 3.0 and 5.0. See page 12 for approved dispensers and Coca Cola and Pepsi Spire 3.0 and 5.0 top kits.			
All dispensers must be configured for nugget ice. See dispenser manufacturer for appropriate nugget ice kits, if required.			
01564582	Installation kit for Horizon Elite ice machines filling countertop ice and beverage dispensers	10 (5)	\$645
Vision ice-only and ice and beverage dispenser installations			
Refer to page 25 for available capacities and sizes.			
01564632	Installation kit for Horizon Elite ice machines filling Vision dispensers	10 (5)	\$645
Drop-in installations			
01564640	Installation kit for Horizon Elite ice machines filling drop-in dispensers	10 (5)	\$645
Ventilation kit			
Required for self-contained air-cooled ice machines installed under counters (includes grilles and gasket)			
01564624	Ventilation kit required for Horizon Elite 710A and 1010A ice machines installed under a counter	10 (5)	\$645

Horizon Elite ice transport tube kits for RIDE installations – 710, 1010, 1400, 1810 and 2110 series (required)

Item number	Description	Approx. ship wt lb (kg)	List price
For bins, countertop ice and beverage dispensers and drop-in dispensers			
01560549	Ice transport tube kit for RIDE installations except Vision dispensers, 10' (3 m)	10 (5)	\$755
01560556	Ice transport tube kit for RIDE installations except Vision dispensers, 35' (10.7 m)	22 (10)	\$2,635
01560564	Ice transport tube kit for RIDE installations except Vision dispensers, 80' (24.4 m)	60 (27)	\$6,020
For Vision dispensers			
01564657	Ice transport tube kit for RIDE installations with Vision dispensers, 10' (3 m)	10 (5)	\$755
01564665	Ice transport tube kit for RIDE installations with Vision dispensers, 35' (10.7 m)	22 (10)	\$2,635
01564673	Ice transport tube kit for RIDE installations with Vision dispensers, 80' (24.4 m)	60 (27)	\$6,020

Ice Manager diverter valve system

For use with Horizon Elite ice machines for automatically filling two dispensers or bins.

For additional product information and approved bins and dispensers, request form# 1050.

Standard equipment includes the following. Select one IMDV-2CM option from Section 1 and two transport tube lengths from Section 2.

Section 1: Select one of the following IMDV-2CM options (includes control panel, diverter valve and two sensor distribution units).

Item number	Description	List price
01547975	For two bins or dispensers ¹	\$6,570
01562206	For one Vision ² ice and beverage dispenser and one bin or dispenser	\$6,570

¹ Select ice and beverage dispensers require top adapter kit, see table below.

² For each new or existing Vision ice and beverage dispenser you must order integration kit, item# 00185165 for VU155 models or item# 00185173 for VU300 models. Refer to form# 1050 for additional information.

Section 2: Select the ice transport tube length for each receptacle (two total).

Item number	Description	List price
01545755	10' (3 m) ice transport tube run	\$430
01562214	35' (10.7 m) ice transport tube run	\$1,400
01545789	80' (24.4 m) ice transport tube run	\$2,690

Top kit adapters for select ice and beverage dispensers ¹

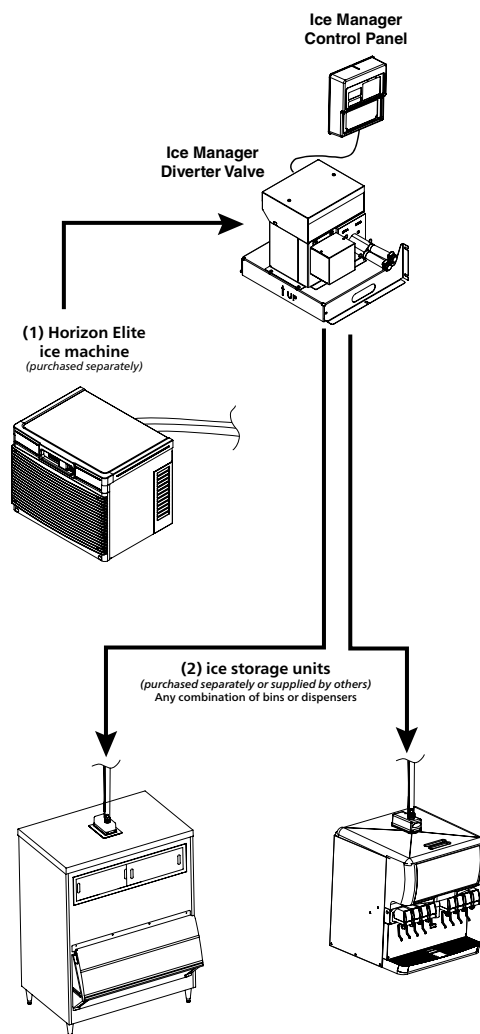
Item number	Dispenser manufacturer	Dispenser model number ¹	List price
DVF30 ²	Coca-Cola ³	Freestyle 7000	\$630
DVF26	Coca-Cola ³	Freestyle 9100	\$605
DVP24 ⁴	Pepsi	Spire 3.0	\$630
DVP30 ⁴	Pepsi	Spire 5.0 / 4.1	\$630

¹ All ice and beverage dispensers utilize existing top except for Coca-Cola Freestyle 7000 and 9100 and Pepsi Spire 3.0 and 5.0, which require a top kit adapter.

² Top kit DVF30 also requires top adapter 46412 and ice kit 46430, which must be ordered from Coca-Cola.

³ Consult with Coca-Cola and Follett to qualify application prior to ordering.

⁴ Approved only for Pepsi Spire 3.0, 5.0 and 4.1 designed for top mount ice machines. Requires DVP24 top kit for 3.0 and DVP30 top kit for 5.0 and 4.1, ordered separately. For manual fill versions of Pepsi Spire 3.0, 5.0 and 4.1, contact factory.



Approved for Horizon Elite RIDE applications – ice and beverage dispensers manufactured by others¹

Coca-Cola Freestyle 7000 ^{2,5} / 7100 ^{3,5} / 9000 ⁵ / 9100 ⁵	Lancer 4500-22N	Pepsi Spire 3.0 ⁴ / 5.0 ⁴ / 4.1 ⁴	Servend SV250
Cornelius DB/DF/ED150BC Series	Lancer 4500-30N	Servend MD150	
Cornelius DB/DF/ED175BC Series	Lancer FS-16N	Servend MD175	
Cornelius DB/DF/ED200BC Series	Lancer FS-22N	Servend MD200	
Cornelius DB/DF/ED250BC Series	Lancer FS-30N	Servend MD250	
Cornelius DB/DF/ED300BC Series	Lancer FS-44N	Servend MDH302	
Cornelius IDC215/255 and Pro Fast Gate	Lancer Sensation/TouchPoint	Servend MDH402	
Cornelius IDC Pro	Lancer Bevariety	Servend SV175	
Cornelius Flavor Fusion/Overload	Lancer Bold 30i	Servend SV200/SV250	

Horizon Elite top kits for RIDE applications used with countertop ice and beverage dispensers**Top kit accessory item number****Dispenser manufacturer****Dispenser model number****Dispenser series width****List price****Required Horizon Elite RIDE application stainless steel adapter kits¹**

HSF26SC ⁵	Coca-Cola	Freestyle 9100	26"	\$630
MSP24SC ⁴	Pepsi	Spire 3.0	24"	\$600
MSP30SC ⁴	Pepsi	Spire 5.0 / 4.1	30"	\$630

Top kit accessory item number**Dispenser manufacturer****Dispenser model number****Dispenser series width****List price****Optional Horizon Elite RIDE application model stainless steel adapter kits¹**

MSC22SC	Cornelius	DB/DF/ED150BC	22"	\$2,550
MSC24SC	Cornelius	DB/DF/ED175BC	24"	\$2,665
MSC30SC	Cornelius	DB/DF/ED200BC	30"	\$2,790
MSC30SC	Cornelius	DB/DF/ED250BC	30"	\$2,790
MSC44SC	Cornelius	DB/DF/ED300BC	44"	\$2,845
MSL22SC	Lancer	FS-22N	22"	\$2,550
MSL30SC	Lancer	4500-30N	30"	\$2,790
MSL30SC	Lancer	FS-30N	30"	\$2,790

¹ All dispensers must be configured for nugget ice. See dispenser manufacturer for appropriate nugget ice kits, if required. Approved dispensers for top mount ice machine applications are listed on page 13.

² Top kit MSF30SC required with Coca-Cola Freestyle 7000. Top adapter IC Code 46412 and ice kit IC Code 46430 must also be ordered from Coca-Cola.

³ Top kit MSF30SC required with Coca-Cola Freestyle 7100. Top adapter IC Code 46751 and ice kit IC Code 46430 must also be ordered from Coca-Cola.

⁴ RIDE application is approved only for Pepsi Spire 3.0, 5.0 and 4.1 designed for top mount ice machines and requires MSP24SC for 3.0 and MSP30SC for 5.0 and 4.1, ordered separately. For manual fill versions of Pepsi Spire 3.0, 5.0 and 4.1, contact factory.

⁵ Consult with Coca-Cola and Follett to qualify application prior to ordering.

Horizon Elite top kits for top mount applications used with countertop ice and beverage dispensers

For additional Horizon Elite product information, request form# 1061 for D710A and E710A, 1062 for C1010A, 1107 for C1414A, 1065 for C1412W, 1063 for D1010R and D1410R, 1064 for D1412R, or 1066 for D1810R and D2110R.

Top kit accessory item number	Ice machine model	Dispenser manufacturer	Dispenser model number	Dispenser series width	Installation orientation – Front or Back ¹	List price
Self-contained 1010 and 1400 series top mount applications – 22 - 60 inch dispensers²						
H30F30-F ^{3,5}	C1010A C1414A C1412W	Coca-Cola	Freestyle 7000	30"	F only	\$1,345
H30F30-F ^{3,6}		Coca-Cola	Freestyle 7100	30"	F only	\$1,345
H30C30-F		Cornelius	DB/DF/ED200 series	30"	F only	\$1,345
H30C30-F		Cornelius	DB/DF/ED250 series	30"	F only	\$1,345
H30C30-F-FF		Cornelius	Flavor Fusion/Overload	30"	F only	\$1,790
H30C30-F-IDC ⁷		Cornelius	IDC 215/255/Pro Fast Gate	30"	F only	\$1,790
H30C30-X-PRO ⁸		Cornelius	IDC Pro	30"	F and B	\$900
H30C44- _		Cornelius	DB/DF/ED300 series	44"	F or B	\$1,540
H30L30-F		Lancer	4500-30N	30"	F only	\$1,345
H30L30-F		Lancer	FS-30N	30"	F only	\$1,345
H30L30-F-STP		Lancer	Bevariety	30"	F only	\$1,345
H30L30-F-STP		Lancer	30" Sensation/Touchpoint	30"	F only	\$1,345
H30L30-F-STP		Lancer	Bold 30i/Twin Pour	30"	F only	\$1,345
H30L44-F-STP		Lancer	44" Sensation	44"	F only	\$1,345
H30P30-F		Pepsi	Spire 5.0 / 4.1	30"	F only	\$1,345
H30S44- _		Servend	MDH-302	44"	F or B	\$1,540
Self-contained 710 and remote 1010, 1400, 1810, 2110 series top mount applications – 22 - 60 inch dispensers²						
H22F24-F ^{3,4}	D710A E710A D1010R D1410R D1412R D1810R D2110R	Coca-Cola	Freestyle 9000	24"	F only	\$1,115
H22F26-F ³		Coca-Cola	Freestyle 9100	26"	F only	\$1,115
H22F30-F ^{3,5}		Coca-Cola	Freestyle 7000	30"	F only	\$1,345
H22F30-F ^{3,7}		Coca-Cola	Freestyle 7100	30"	F only	\$1,345
H22C22-F		Cornelius	DB/DF/ED150 series	22"	F only	\$1,095
H22C24-F		Cornelius	DB/DF/ED175 series	24.5"	F only	\$1,115
H22C30-F		Cornelius	DB/DF/ED200 series	30"	F only	\$1,345
H22C30-X ⁸		Cornelius	DB/DF/ED200 series	30"	F and B	\$1,245
H22C30-F		Cornelius	DB/DF/ED250 series	30"	F only	\$1,345
H22C30-X ⁸		Cornelius	DB/DF/ED250 series	30"	F and B	\$1,245
H22C30-F-FF		Cornelius	Flavor Fusion/Overload	30"	F only	\$1,785
H22C30-F-IDC		Cornelius	IDC 215/255/Pro Fast Gate	30"	F only	\$1,785
H22C30-X-PRO		Cornelius	IDC Pro	30"	F and B	\$900
H22C44- _		Cornelius	DB/DF/ED300 series	44"	F or B	\$1,540
H22L22-F		Lancer	FS-22N/4500-22N	22"	F only	\$1,095
H22L30-F		Lancer	4500-30N	30"	F only	\$1,345
H22L30-F		Lancer	FS-30N	30"	F only	\$1,345
H22L30-F-STP		Lancer	Bevariety	30"	F only	\$1,345
H22L30-F-STP		Lancer	Sensation/Touchpoint	30"	F only	\$1,345
H22L30-F-STP		Lancer	Bold 30i	30"	F only	\$1,345
H22L44-F-STP		Lancer	44" Sensation/Twin Pour	44"	F only	\$1,345
H22P24-F ⁹		Pepsi	Spire 3.0	24"	F only	\$1,115
H22P30-F ⁹		Pepsi	Spire 5.0 / 4.1	30"	F only	\$1,345
H22S30-F		Servend	SV200/SV250	30"	F only	\$1,245
H22S44- _		Servend	MDH-302	44"	F or B	\$1,540
H22S60- _		Servend	MDH-402	60"	DF, DB	\$1,860
H22S60- _		Servend	MDH-402	60"	RF, LF, RB, LB	\$1,345

¹ Installation orientations available:

DF – 2 front facing Horizon Elite ice machines

LF – 1 Horizon Elite ice machine - left side - front facing

RB – 1 Horizon Elite ice machine - right side - back facing

RF – 1 Horizon Elite ice machine - right side - front facing

DB – 2 back facing Horizon Elite ice machines

LB – 1 Horizon Elite ice machine - left side - back facing

Note: For any other installation orientations, contact factory.

² All dispensers must be configured for nugget ice. See dispenser manufacturer for appropriate nugget ice kits, if required.

³ Consult with Coca-Cola and Follett to qualify application prior to ordering.

⁴ Adapter must also be ordered from Coca-Cola. IC Code: 46010 (Silver), 46011 (Red) or 46012 (Black).

⁵ Top adapter IC Code 46412 and ice kit IC Code 46430 must also be ordered from Coca-Cola.

⁶ Top adapter IC Code 46753 and ice kit IC Code 46430 must also be ordered from Coca-Cola.

⁷ Top adapter IC Code 46751 and ice kit IC Code 46430 must also be ordered from Coca-Cola.

⁸ Top designed with flexibility to accommodate front or back mounting.

⁹ RIDE application is approved only for Pepsi Spire 3.0, 5.0 and 4.1 designed for top mount ice machines and requires MSP24SC for 3.0 and MSP30SC for 5.0 and 4.1, ordered separately. For manual fill versions of Pepsi Spire 3.0, 5.0 and 4.1, contact factory.

Ice machine accessories

Installation accessories

Item number	Description	List price
AFWALLMTBRKT	Wall mount bracket for Maestro Plus 414A RIDE installations	\$565
00997098	Wall mount bracket for Horizon Elite 710A, 1010R, 1410R, 1412R, 1810R and 2110R RIDE installations	\$755
01085455	Wall mount bracket for Horizon Elite 1010A, 1414A and 1412W RIDE installations	\$755
AFR400STND	Ice machine stand for Maestro 414A RIDE installations – height adjustable from 6.80" (17.27 cm) to 8.30" (21.08 cm)	\$1,175
00997080	Ice machine stand for Horizon Elite 710A, 1010R, 1410R, 1412R, 1810R and 2110R RIDE installations – height adjustable from 6.80" (17.27 cm) to 8.30" (21.08 cm)	\$1,185
01085463	Ice machine stand for Horizon Elite 1010A, 1414A and 1412W RIDE installations – height adjustable from 6.80" (17.27 cm) to 8.30" (21.08 cm)	\$1,185
01338276	Sleep cycle kit for Horizon Elite RIDE and top mount installations for filling countertop ice and beverage dispensers – for improved energy efficiency and component life	\$235
00185165	Kit to integrate VU155 dispensers with Ice Manager diverter valve	\$1,200
00185173	Kit to integrate VU300 dispensers with Ice Manager diverter valve	\$1,200

Other accessories

Item number	Description	List price
01068477	Slide-out ice machine accessory for Maestro Plus 115/60/1 RIDE installations with Vision dispensers and countertop ice and beverage dispensers – allows ice machine to slide-out without disconnecting utilities	\$1,590
00193227	Line sets for connecting Horizon Elite 1010R and 1410R ice machine evaporator units to their remote condensing units. 35 ft (11 m) line set. 3/8" liquid, 5/8" suction (insulated) cleaned and capped (no quick connect), not pre-charged with refrigerant, connections must be brazed.	\$925
01262328	Line sets for connecting Horizon Elite 1010R and 1410R ice machine evaporator units to their remote condensing units. 50 ft (15 m) line set. 3/8" liquid, 5/8" suction (insulated) cleaned and capped (no quick connect), not pre-charged with refrigerant, connections must be brazed.	\$1,245
00977785	Line sets for connecting Horizon Elite 1412R, 1810R, and 2110R ice machine evaporator units to their remote condensing units. 35 ft (11 m) line set. 3/8" liquid, 7/8" suction (insulated) cleaned and capped (no quick connect), not pre-charged with refrigerant, connections must be brazed.	\$1,210
00967265	Timer to control one or two Horizon Elite ice machines	\$3,005

Water filter systems and replacement cartridges

Item number	Description	List price
CARBONLESSHICAPSYS	Carbonless high capacity water filter system (one per ice machine), filtration capacity based on water conditions	\$1,250
CARBONLESSHICAPFILT	Replacement primary cartridge for carbonless high capacity water filter system (CARBONLESSHICAPSYSTEM), filtration capacity based on water conditions, single cartridge	\$300
CARBONLESSHICAPFILT6	Replacement primary cartridge for carbonless high capacity water filter system (CARBONLESSHICAPSYSTEM), filtration capacity based on water conditions, carton of 6 cartridges	\$1,445
CARBONSTDCAPSYSTEM	Carbon standard capacity water filter system (one per ice machine), filtration capacity 5,000 gal (18,927 l)	\$1,170
CARBONSTDCAPFILTER	Replacement primary cartridge for carbon standard water filter system (CARBONSTDCAPSYSTEM), filtration capacity 5,000 gal (18,927 l), single cartridge	\$270
CARBONSTDCAPFILTER6	Replacement primary cartridge for carbon standard water filter system (CARBONSTDCAPSYSTEM), filtration capacity 5,000 gal (18,927 l), carton of 6 cartridges	\$1,230
CARBONHICAPSYSTEM	Carbon high capacity water filter system (one per ice machine), filtration capacity 17,500 gal (66,245 l)	\$1,395
CARBONHICAPFILTER	Replacement primary cartridge for carbon high capacity water filter system (CARBONHICAPSYSTEM), filtration capacity 17,500 gal (66,245 l), single cartridge	\$485
CARBONHICAPFILTER6	Replacement primary cartridge for carbon high capacity water filter system (CARBONHICAPSYSTEM), filtration capacity 17,500 gal (66,245 l), carton of 6 cartridges	\$2,370
SEDIMENTPREFILTER	Replacement pre-filter cartridge, for Follett carbonless high capacity (CARBONLESSHICAPSYSTEM), carbonless high capacity (CARBONHICAPSYSTEM) or carbon standard capacity (CARBONSTDCAPSYSTEM) water filter systems, single cartridge	\$110
SEDIMENTPREFILTER12	Replacement pre-filter cartridge, for Follett carbonless high capacity (CARBONLESSHICAPSYSTEM), carbonless high capacity (CARBONHICAPSYSTEM) or carbon standard capacity (CARBONSTDCAPSYSTEM) water filter systems, single cartridge	\$420

Cleaning and sanitizing

01147826	SafeCLEAN Plus, liquid – environmentally responsible ice machine cleaner (1 x 8 oz bottle)	\$80
01149954	SafeCLEAN Plus, liquid – environmentally responsible ice machine cleaner (6 x 8 oz bottles)	\$195
01149962	SafeCLEAN Plus, liquid – environmentally responsible ice machine cleaner (carton of 24 x 8 oz bottles)	\$580
01555077	SafeCLEAN Plus, liquid – environmentally responsible ice machine cleaner (carton of 4 x 1 gal bottles)	\$915
00979674	Nu-Calgon® IMS-III sanitizer, single 16 oz bottle (US only)	\$80
01038652	Nu-Calgon IMS-III sanitizer, case of 12 x 16 oz bottles (US only)	\$430
00132068	SaniSponge™, 4 sanitary sponges, plug and plunger	\$80
01075431	SaniSponge, 24 sanitary sponges and plug	\$135

Remote monitoring with Open Kitchen™

Item number	Description	
MDD-1003	One-year subscription and hardware for Horizon Elite ice machines with serial number Q34181 and above.	Contact factory

Ice and water dispensers

Follett offers the industry's largest selection, with more than 30 sizes and configurations to meet the needs of virtually any application. Symphony Plus™ ice and water dispensers offer 12, 25, 50 or 90 lb of storage in attractive, space-saving cabinets with customer-valued features, exceptional reliability, and after-the-sale service and support. Champion® ice and water dispensers are the most compact models available.

Warranty

Symphony Plus ice and water dispensers

Follett Products, LLC warrants to the original end user that all parts shall be free from defects in material and workmanship under normal use and service for a period of 3 years from the date of installation. Date of installation shall not exceed 90 days from date of shipment. Parts and labor for repair within this 3 year period are covered under this warranty. For products outside of the U.S. and Canada, the labor warranty will apply only to equipment sold and serviced through a Follett Authorized Distributor in its designated territory.

The compressor shall be covered for an additional 2 years (parts only), for a total of 5 years from the date of installation.

WARRANTY CONDITIONS

- Warranty labor must be performed by the local Follett authorized service provider
- The equipment has been installed and operated in compliance with instructions provided by Follett
- Customer has documented record of preventive maintenance and cleaning of the machine every 6 months according to the instructions in the dispenser Installation, Operations and Service Manual
- Malfunctions or damage due to alterations, improper operation, outdoor use, neglect, vandalism, fire, acts of God, or any situation beyond the control of Follett are expressly excluded from this warranty
- Follett reserves the right to require that any parts covered under this warranty be returned to Follett prepaid and verified as defective upon examination
- Any damages resulting from shipment of the unit are expressly excluded. Follett advises customers to carefully examine all shipments prior to acceptance and note all potential damage concerns on the appropriate shipping papers.
- Excess labor charges resulting from security clearance procedures, safety training, travel time greater than one hour or 50 miles (80 km) premium time labor; after hours, weekends, holidays, etc., will not be covered by Follett Products, LLC and are the responsibility of the equipment owner

Champion ice and water dispensers

Follett Products, LLC warrants to the original end user that all parts shall be free from defects in material and workmanship under normal use and service for a period of 2 years from the date of installation. Date of installation shall not exceed 90 days from date of shipment. Parts and labor for repair within this 2 year period are covered under this warranty. For products outside of the U.S. and Canada, the labor warranty will apply only to equipment sold and serviced through a Follett Authorized Distributor in its designated territory.

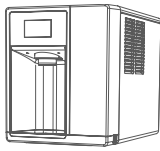
The compressor shall be covered for an additional 3 years (parts only), for a total of 5 years from the date of installation.

WARRANTY CONDITIONS

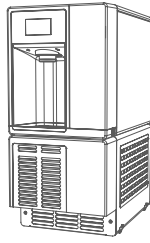
- Warranty labor must be performed by the local Follett authorized service provider
- The equipment has been installed and operated in compliance with instructions provided by Follett
- Customer has documented record of preventive maintenance and cleaning of the machine every 6 months according to the instructions in the dispenser Installation, Operations and Service Manual
- Dispenser is used in an application with greater than 5 mg/l but less than 400 mg/l total dissolved solids in water and less than 200 mg/l hardness (either naturally occurring or treated with reverse osmosis or other TDS reducing technology)
- Dispenser is not to be used with softened water
- Premature internal filter life due to poor supply water is not covered
- Malfunctions or damage due to alterations, improper operation, outdoor use, neglect, vandalism, fire, acts of God, or any situation beyond the control of Follett are expressly excluded from this warranty
- Follett reserves the right to require that any parts covered under this warranty be returned to Follett prepaid and verified as defective upon examination
- Any damages resulting from shipment of the unit are expressly excluded. Follett advises customers to carefully examine all shipments prior to acceptance and note all potential damage concerns on the appropriate shipping papers
- Excess labor charges resulting from security clearance procedures, safety training, travel time greater than one hour or 50 miles (80 km) premium time labor; after hours, weekends, holidays, etc., will not be covered by Follett Products, LLC and are the responsibility of the equipment owner.

This warranty is expressly made in lieu of other warranties, expressed or implied, including any implied warranty of merchantability or fitness for a particular purpose except as provided in the warranty with respect to defects in material and workmanship. Follett Products, LLC will not be liable for any consequential damages, expenses, connecting or disconnecting charges, or any losses or damages resulting from a defect of the machine. Questions concerning this warranty should be directed to Follett Products, LLC, technical service at +1 (877) 612-5086 or +1 (610) 252-7301.

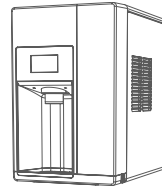
Champion ice and water dispensers



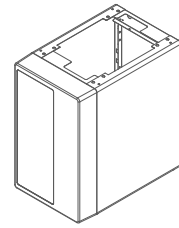
Champion 7 countertop



Champion 7 undercounter



Champion 15 countertop



Optional base stand

Countertop and undercounter dispensers with integral air-cooled ice machine. Champion 7 models have a storage capacity of 7 lb (3.2 kg) and are designed to serve up to 50 people. Champion 15 models have a storage capacity 15 lb (6.8 kg) and are designed to serve up to 75 people. All models produce up to 125 lb (57 kg) of Chewblet compressed nugget ice in a 24-hour period.

For additional information on US and alternate voltage models request form# 1113 for 7CI/E7CI, 1114 for 7UC/E7UC/7UD/E7UD, or 1115 for 15CI/E15CI.

For additional information on Canadian models request form# 1113CAN for 7CI, 1114CAN for 7UC7UD/E7UD, or 1115CAN for 15CI.

See page 18 for additional accessory information.

Notes:

Intended for commercial use only. Follett can't guarantee freight carrier's ability to deliver to residential locations. Follett service providers may not be bonded to perform on-site warranty repairs in certain areas.

For use in applications with greater than 10 mg/l but less than 400 mg/l total dissolved solids in water and less than 100 mg/l hardness (either naturally occurring or treated with reverse osmosis or other hardness reducing technology). Not recommended for use with softened water.

Models with a Claris filter are recommended and provided at no extra charge.

Item number	Configuration	Width in (cm)	Depth in (cm)	Height in (cm)	Voltage	Approx. ship wt lb (kg)	List price
Champion 7 countertop ice and water dispensers							
7CI114A-IW-NF-ST-00	Countertop ice and water, no filter	14.62 (37.1)	22.38 (56.8)	17.62 (44.8)	115/60/1	92 (42)	\$10,150
7CI114A-IW-NF-CA-00	Countertop ice and water, no filter (Canada only)	14.62 (37.1)	22.38 (56.8)	17.62 (44.8)	115/60/1	92 (42)	\$10,150
7CI114A-IW-CL-ST-00	Countertop ice and water, internal Claris® filter	14.62 (37.1)	22.38 (56.8)	17.62 (44.8)	115/60/1	92 (42)	\$10,150
7CI114A-IW-CL-CA-00	Countertop ice and water, internal Claris filter (Canada only)	14.62 (37.1)	22.38 (56.8)	17.62 (44.8)	115/60/1	92 (42)	\$10,150
E7CI114A-IW-NF-ST-00 ¹	Countertop ice and water, no filter	14.62 (37.1)	22.38 (56.8)	17.62 (44.8)	230/50/1 ¹	92 (42)	\$10,365
E7CI114A-IW-CL-ST-00 ¹	Countertop ice and water, internal Claris filter	14.62 (37.1)	22.38 (56.8)	17.62 (44.8)	230/50/1 ¹	92 (42)	\$10,365
Champion 7 countertop ice, water and hot water dispensers							
7CI114A-HW-NF-ST-00	Countertop ice, water and hot water, no filter	14.62 (37.1)	22.38 (56.8)	17.62 (44.8)	115/60/1	92 (42)	\$10,685
7CI114A-HW-CL-ST-00	Countertop ice, water and hot water, external Claris filter	14.62 (37.1)	22.38 (56.8)	17.62 (44.8)	115/60/1	96 (44)	\$10,685
Champion 7 countertop ice-only dispensers							
7CI114A-NW-NF-ST-00	Countertop ice-only, no filter	14.62 (37.1)	22.38 (56.8)	17.62 (44.8)	115/60/1	92 (42)	\$10,150
7CI114A-NW-CL-ST-00	Countertop ice-only, internal Claris filter	14.62 (37.1)	22.38 (56.8)	17.62 (44.8)	115/60/1	92 (42)	\$10,150
7CI114A-NW-CL-CA-00	Countertop ice-only, internal Claris filter (Canada only)	14.62 (37.1)	22.38 (56.8)	17.62 (44.8)	115/60/1	92 (42)	\$10,150
E7CI114A-NW-NF-ST-00 ¹	Countertop ice-only, no filter	14.62 (37.1)	22.38 (56.8)	17.62 (44.8)	230/50/1 ¹	92 (42)	\$10,365
E7CI114A-NW-CL-ST-00 ¹	Countertop ice-only, internal Claris filter	14.62 (37.1)	22.38 (56.8)	17.62 (44.8)	230/50/1 ¹	92 (42)	\$10,365
Champion 7 undercounter ice and water dispensers							
7UC114A-IW-NF-ST-00	Undercounter ice and water, no filter	14.62 (37.1)	22.38 (56.8)	33.50 (85.1)	115/60/1	120 (54)	\$11,295
7UC114A-IW-CL-ST-00	Undercounter ice and water, internal Claris filter	14.62 (37.1)	22.38 (56.8)	33.50 (85.1)	115/60/1	120 (54)	\$11,295
7UD114A-IW-NF-ST-00	Undercounter-ADA ice and water, no filter	14.62 (37.1)	22.38 (56.8)	31.50 (80.0)	115/60/1	120 (54)	\$11,295
7UD114A-IW-CL-ST-00	Undercounter-ADA ice and water, internal Claris filter	14.62 (37.1)	22.38 (56.8)	31.50 (80.0)	115/60/1	120 (54)	\$11,295
7UD114A-IW-CL-CA-00	Undercounter-ADA ice and water, internal Claris filter (Canada only)	14.62 (37.1)	22.38 (56.8)	31.50 (80.0)	115/60/1	120 (54)	\$11,295
E7UC114A-IW-NF-ST-00 ¹	Undercounter ice and water, no filter	14.62 (37.1)	22.38 (56.8)	33.50 (85.1)	230/50/1 ¹	120 (54)	\$11,510
E7UC114A-IW-CL-ST-00 ¹	Undercounter ice and water, internal Claris filter	14.62 (37.1)	22.38 (56.8)	33.50 (85.1)	230/50/1 ¹	120 (54)	\$11,510
E7UD114A-IW-NF-ST-00 ¹	Undercounter-ADA ice and water, no filter	14.62 (37.1)	22.38 (56.8)	31.50 (80.0)	230/50/1 ¹	120 (54)	\$11,510
E7UD114A-IW-CL-ST-00 ¹	Undercounter-ADA ice and water, internal Claris filter	14.62 (37.1)	22.38 (56.8)	31.50 (80.0)	230/50/1 ¹	120 (54)	\$11,510
Champion 7 undercounter ice, water and hot water dispensers							

¹ Models not for use in the United States.

Item number	Configuration	Width in (cm)	Depth in (cm)	Height in (cm)	Voltage	Approx. ship wt lb (kg)	List price
7UC114A-HW-NF-ST-00	Undercounter ice, water and hot water, no filter	14.62 (37.1)	22.38 (56.8)	33.50 (85.1)	115/60/1	120 (54)	\$11,830
7UC114A-HW-CL-ST-00	Undercounter ice, water and hot water, external Claris filter	14.62 (37.1)	22.38 (56.8)	33.50 (85.1)	115/60/1	120 (54)	\$11,830
7UD114A-HW-NF-ST-00	Undercounter-ADA ice and water, no filter	14.62 (37.1)	22.38 (56.8)	31.50 (80.0)	115/60/1	120 (54)	\$11,830
7UD114A-HW-CL-ST-00	Undercounter-ADA ice and water, external Claris filter	14.62 (37.1)	22.38 (56.8)	31.50 (80.0)	115/60/1	120 (54)	\$11,830

Champion 7 undercounter ice-only dispensers

7UC114A-NW-NF-ST-00	Undercounter ice-only, no filter	14.62 (37.1)	22.38 (56.8)	33.50 (85.1)	115/60/1	120 (54)	\$11,295
7UC114A-NW-CL-ST-00	Undercounter ice-only, internal Claris filter	14.62 (37.1)	22.38 (56.8)	33.50 (85.1)	115/60/1	120 (54)	\$11,295
7UD114A-NW-NF-ST-00	Undercounter-ADA ice-only, no filter	14.62 (37.1)	22.38 (56.8)	31.50 (80.0)	115/60/1	120 (54)	\$11,295
7UD114A-NW-CL-ST-00	Undercounter-ADA ice-only, internal Claris filter	14.62 (37.1)	22.38 (56.8)	31.50 (80.0)	115/60/1	120 (54)	\$11,295
7UD114A-NW-CL-CA-00	Undercounter-ADA ice-only, internal Claris filter (Canada only)	14.62 (37.1)	22.38 (56.8)	31.50 (80.0)	115/60/1	120 (54)	\$11,295
E7UC114A-NW-NF-ST-00 ¹	Undercounter ice-only, no filter	14.62 (37.1)	22.38 (56.8)	33.50 (85.1)	230/50/1 ¹	120 (54)	\$11,510
E7UC114A-NW-CL-ST-00 ¹	Undercounter ice-only, internal Claris filter	14.62 (37.1)	22.38 (56.8)	33.50 (85.1)	230/50/1 ¹	120 (54)	\$11,510
E7UD114A-NW-NF-ST-00 ¹	Undercounter-ADA ice-only, no filter	14.62 (37.1)	22.38 (56.8)	31.50 (80.0)	230/50/1 ¹	120 (54)	\$11,510
E7UD114A-NW-CL-ST-00 ¹	Undercounter-ADA ice-only, internal Claris filter	14.62 (37.1)	22.38 (56.8)	31.50 (80.0)	230/50/1 ¹	120 (54)	\$11,510

Champion 15 countertop ice and water dispensers

15CI114A-IW-NF-ST-00	Countertop ice and water, no filter	14.62 (37.1)	22.38 (56.8)	22.50 (57.2)	115/60/1	105 (48)	\$11,225
15CI114A-IW-NF-CA-00	Countertop ice and water, no filter (Canada only)	14.62 (37.1)	22.38 (56.8)	22.50 (57.2)	115/60/1	105 (48)	\$11,225
15CI114A-IW-CL-ST-00	Countertop ice and water, internal Claris filter	14.62 (37.1)	22.38 (56.8)	22.50 (57.2)	115/60/1	105 (48)	\$11,225
15CI114A-IW-CL-CA-00	Countertop ice and water, internal Claris filter (Canada only)	14.62 (37.1)	22.38 (56.8)	22.50 (57.2)	115/60/1	105 (48)	\$11,225
E15CI114A-IW-NF-ST-00 ¹	Countertop ice and water, no filter	14.62 (37.1)	22.38 (56.8)	22.50 (57.2)	230/50/1 ¹	105 (48)	\$11,440
E15CI114A-IW-CL-ST-00 ¹	Countertop ice and water, internal Claris filter	14.62 (37.1)	22.38 (56.8)	22.50 (57.2)	230/50/1 ¹	105 (48)	\$11,440

Champion 15 countertop ice, water and hot water dispensers

15CI114A-HW-NF-ST-00	Countertop ice, water and hot water, no filter	14.62 (37.1)	22.38 (56.8)	22.50 (57.2)	115/60/1	105 (48)	\$11,760
15CI114A-HW-CL-ST-00	Countertop ice, water and hot water, external Claris filter	14.62 (37.1)	22.38 (56.8)	22.50 (57.2)	115/60/1	105 (48)	\$11,760
15CI114A-HW-CL-CA-00	Countertop ice, water and hot water, external Claris filter (Canada only)	14.62 (37.1)	22.38 (56.8)	22.50 (57.2)	115/60/1	105 (48)	\$11,760

Champion 15 countertop ice-only dispensers

15CI114A-NW-NF-ST-00	Countertop ice-only, no filter	14.62 (37.1)	22.38 (56.8)	22.50 (57.2)	115/60/1	105 (48)	\$11,225
15CI114A-NW-NF-CA-00	Countertop ice-only, no filter (Canada only)	14.62 (37.1)	22.38 (56.8)	22.50 (57.2)	115/60/1	105 (48)	\$11,225
15CI114A-NW-CL-ST-00	Countertop ice-only, internal Claris filter	14.62 (37.1)	22.38 (56.8)	22.50 (57.2)	115/60/1	105 (48)	\$11,225
E15CI114A-NW-NF-ST-00 ¹	Countertop ice-only, no filter	14.62 (37.1)	22.38 (56.8)	22.50 (57.2)	230/50/1 ¹	105 (48)	\$11,440
E15CI114A-NW-CL-ST-00 ¹	Countertop ice-only, internal Claris filter	14.62 (37.1)	22.38 (56.8)	22.50 (57.2)	230/50/1 ¹	105 (48)	\$11,440

¹ Models not for use in the United States.

Champion ice and water dispenser accessories

Item number	Description	List price
01453661	Base stand, to convert countertop (CI) model to freestanding	\$1,180
00956318	6.00" (15.24 cm) legs, for optional base stand	\$330
00956300	4.00" (10.16 cm) legs, for countertop (CI)	\$330
01535343	Drip tray drain kit for countertop (CI) Champion models (includes 4.00" (10.16 cm) legs) – not for use with Champion 7UC/7UD models	\$710
01535335	Drip tray drain kit for base stand accessory (does not include legs) – not for use with Champion 7UC/7UD models	\$275
01535327	Kit to add internal Claris filter to -NW or -IW models – not for use with -HW models	\$960
01536093	Kit to convert -NW models to -IW models	\$565
01548635	Filter cartridge, replacement Claris, Champion	\$395
01147826	SafeCLEAN Plus, liquid – environmentally responsible ice machine cleaner (1 x 8 oz bottle)	\$80
01149954	SafeCLEAN Plus, liquid – environmentally responsible ice machine cleaner (6 x 8 oz bottles)	\$195
01149962	SafeCLEAN Plus, liquid – environmentally responsible ice machine cleaner (carton of 24 x 8 oz bottles)	\$580
01555077	SafeCLEAN Plus, liquid – environmentally responsible ice machine cleaner (carton of 4 x 1 gal bottles)	\$915
00960732	Extended 3rd year warranty/unit	\$1,435

Remote monitoring with Open Kitchen™

Item number	Description	Contact factory
MDD-1003	One-year subscription and hardware	Contact factory

Symphony Plus ice and water dispensers – 12 series

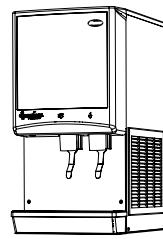
Countertop and wall mount ice and water dispensers with 12 lb (5.4 kg) of storage. Integral ice machine produces up to 425 lb (193 kg) of ice per day. E12CI models are not for use in the United States.

All models feature stainless steel cabinet with accent trim. Water station included. Choose appropriate item number for SensorSAFE infrared dispensing or lever dispensing. Wall mount models only available with SensorSAFE infrared dispensing.

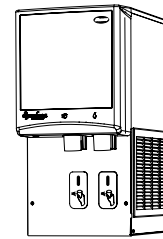
For additional product information, request form# 1070 for 12CI models, 1071 for 12HI models, or 1000 for E12CI models.

12 series accessories
 4.00" (10.16 cm) leg kit for 12CI (item# AF10LBLEGS) \$315

List price



Countertop with integral ice machine



Wall mount with integral ice machine (SensorSAFE dispensing only)

See page 23 for additional accessory information.

Item number	Configuration	Dispense	Width in (cm)	Depth in (cm)	Height in (cm)	Condenser	Ice machine location	Voltage	Approx. ship wt lb (kg)	List price
12CI414 series ice and water dispensers										
12CI414A-S	Countertop	SensorSAFE	16.12 (40.9)	23.50 (59.7)	32.50 (82.6)	air-cooled	integral	115/60/1	199 (90)	\$12,930
12CI414A-L	Countertop	Lever	16.12 (40.9)	23.50 (59.7)	32.50 (82.6)	air-cooled	integral	115/60/1	199 (90)	\$12,930
12HI414A-S0-00	Wall mount ¹	SensorSAFE	16.12 (40.9)	23.50 (59.7)	32.50 (82.6)	air-cooled	integral	115/60/1	179 (81)	\$16,405
12HI414A-S0-DP	Wall mount ¹	SensorSAFE	16.12 (40.9)	23.50 (59.7)	32.50 (82.6)	air-cooled	integral	115/60/1	184 (84)	\$16,910
E12CI414 series ice and water dispensers										
E12CI414A-S ²	Countertop	SensorSAFE	16.12 (40.9)	23.50 (59.7)	32.50 (82.6)	air-cooled	integral	230/50/1 ²	199 (90)	\$13,165
E12CI414A-L ^{2,3}	Countertop	Lever	16.12 (40.9)	23.50 (59.7)	32.50 (82.6)	air-cooled	integral	230/50/1 ²	199 (90)	\$13,165

¹ 12HI425A-S0-DP wall mount unit configured with drain pan. 12HI425A-S0-00 wall mount unit configured without drain pan.

² Models not for use in the United States.

³ Model includes 4.00" (10.16 cm) legs and UK cord.

Symphony Plus ice-only dispensers – 12 series

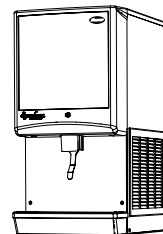
Countertop ice dispensers with 12 lb (5.4 kg) of storage. Ice-only; no water. Integral ice machine produces up to 425 lb (193 kg) of ice per day. E12CI models are not for use in the United States.

All models feature stainless steel cabinet with accent trim. Choose appropriate item number for SensorSAFE infrared dispensing or lever dispensing.

For additional product information, request form# 1070 for 12CI models, 1071 for 12HI models, or 1000 for E12CI models.

12 series accessories
 4.00" (10.16 cm) leg kit for 12CI (item# AF10LBLEGS) \$315

List price



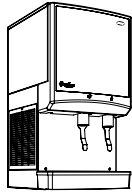
Countertop with integral ice machine

See page 23 for additional accessory information.

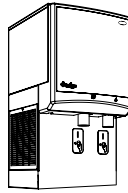
Item number	Configuration	Dispense	Width in (cm)	Depth in (cm)	Height in (cm)	Condenser	Ice machine location	Voltage	Approx. ship wt lb (kg)	List price
12CI414 series ice-only dispensers										
12CI414A-SI	Countertop	SensorSAFE	16.12 (40.9)	23.50 (59.7)	32.50 (82.6)	air-cooled	integral	115/60/1	199 (90)	\$12,930
12CI414A-LI	Countertop	Lever	16.12 (40.9)	23.50 (59.7)	32.50 (82.6)	air-cooled	integral	115/60/1	199 (90)	\$12,930
E12CI414 series ice-only dispensers										
E12CI414A-SI ¹	Countertop	SensorSAFE	16.12 (40.9)	23.50 (59.7)	32.50 (82.6)	air-cooled	integral	230/50/1 ¹	199 (90)	\$13,165
E12CI414A-LI ¹	Countertop	Lever	16.12 (40.9)	23.50 (59.7)	32.50 (82.6)	air-cooled	integral	230/50/1 ¹	199 (90)	\$13,165

¹ Models not for use in the United States.

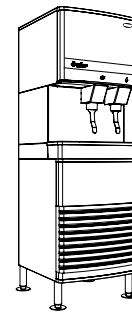
Symphony Plus ice and water dispensers – 25 and 50 series



Countertop with removable ice machine behind splash panel



Wall mount with removable ice machine behind splash panel



Freestanding with removable ice machine in base

Countertop, freestanding and wall mount ice and water dispensers with 25 lb (11.3 kg) or 50 lb (22.7 kg) of storage. Removable icemaking module produces up to 425 lb (193.0 kg) of ice per day. Stainless steel cabinet with accent trim. Water station included. Choose appropriate item number for SensorSAFE infrared dispensing or lever dispensing. Wall mount models only available with SensorSAFE infrared dispensing.

For additional product information, request form# 1072 for 25CI and 50CI models, 1073 for 25HI models, or 1074 for 25FB and 50FB models.

25 and 50 series accessories	List price
4.00" (10.16 cm) leg kit for 25CI and 50CI (item# 00188417)	\$325
Caster kit for 25FB and 50FB (item# AFCASTERKIT)	\$710

See page 23 for additional accessory information.

ICE AND WATER DISPENSERS

Item number	Configuration	Dispense	Width in (cm)	Depth in (cm)	Height in (cm)	Condenser	Ice machine location	Voltage	Approx. ship wt lb (kg)	List price
25 series ice and water dispensers										
25CI414A-S	Countertop	SensorSAFE	21.00 (53.3)	24.00 (61.0)	36.00 (91.4)	air-cooled	behind splash panel	115/60/1	240 (109)	\$17,835
25CI414A-L	Countertop	Lever	21.00 (53.3)	24.00 (61.0)	36.00 (91.4)	air-cooled	behind splash panel	115/60/1	240 (109)	\$17,835
25CI414W-S	Countertop	SensorSAFE	21.00 (53.3)	24.00 (61.0)	36.00 (91.4)	water-cooled	behind splash panel	115/60/1	240 (109)	\$17,835
25CI414W-L	Countertop	Lever	21.00 (53.3)	24.00 (61.0)	36.00 (91.4)	water-cooled	behind splash panel	115/60/1	240 (109)	\$17,835
25HI414A-S0-00	Wall mount ¹	SensorSAFE	21.50 (54.6)	24.50 (62.2)	36.50 (92.7)	air-cooled	behind splash panel	115/60/1	230 (104)	\$20,845
25HI414A-S0-DP	Wall mount ¹	SensorSAFE	21.50 (54.6)	24.50 (62.2)	36.50 (92.7)	air-cooled	behind splash panel	115/60/1	235 (107)	\$22,000
25FB414A-S	Freestanding ²	SensorSAFE	21.00 (53.3)	24.75 (62.9)	62.88 (159.7)	air-cooled	base mounted	115/60/1	250 (113)	\$19,540
25FB414A-L	Freestanding ²	Lever	21.00 (53.3)	24.75 (62.9)	62.88 (159.7)	air-cooled	base mounted	115/60/1	250 (113)	\$19,540
25FB414W-S	Freestanding ²	SensorSAFE	21.00 (53.3)	24.75 (62.9)	62.88 (159.7)	water-cooled	base mounted	115/60/1	250 (113)	\$19,540
25FB414W-L	Freestanding ²	Lever	21.00 (53.3)	24.75 (62.9)	62.88 (159.7)	water-cooled	base mounted	115/60/1	250 (113)	\$19,540
50 series ice and water dispensers										
50CI414A-S	Countertop	SensorSAFE	21.00 (53.3)	24.00 (61.0)	40.00 (101.6)	air-cooled	behind splash panel	115/60/1	245 (111)	\$19,130
50CI414A-L	Countertop	Lever	21.00 (53.3)	24.00 (61.0)	40.00 (101.6)	air-cooled	behind splash panel	115/60/1	245 (111)	\$19,130
50CI414W-S	Countertop	SensorSAFE	21.00 (53.3)	24.00 (61.0)	40.00 (101.6)	water-cooled	behind splash panel	115/60/1	245 (111)	\$19,130
50CI414W-L	Countertop	Lever	21.00 (53.3)	24.00 (61.0)	40.00 (101.6)	water-cooled	behind splash panel	115/60/1	245 (111)	\$19,130
50FB414A-S	Freestanding ²	SensorSAFE	21.00 (53.3)	24.75 (62.9)	66.88 (169.9)	air-cooled	base mounted	115/60/1	253 (115)	\$21,010
50FB414A-L	Freestanding ²	Lever	21.00 (53.3)	24.75 (62.9)	66.88 (169.9)	air-cooled	base mounted	115/60/1	253 (115)	\$21,010
50FB414W-S	Freestanding ²	SensorSAFE	21.00 (53.3)	24.75 (62.9)	66.88 (169.9)	water-cooled	base mounted	115/60/1	253 (115)	\$21,010
50FB414W-L	Freestanding ²	Lever	21.00 (53.3)	24.75 (62.9)	66.88 (169.9)	water-cooled	base mounted	115/60/1	253 (115)	\$21,010

¹ 25HI414A-S0-DP wall mount units configured with drain pan. 25HI414A-S0-00 wall mount units configured without drain pan.

² Freestanding models include 6.00" (15.24 cm) adjustable legs.

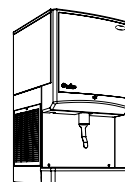
Symphony Plus ice-only dispensers – 25 and 50 series

Countertop and wall mount ice dispensers with 25 lb (11.3 kg) or 50 lb (22.7 kg) of storage. Removable icemaking module produces up to 425 lb (193.0 kg) of ice per day. Stainless steel cabinet with accent trim. Choose appropriate item number for SensorSAFE infrared dispensing or lever dispensing.

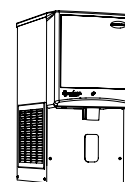
For additional product information, request form# 1072 for 25CI and 50CI models or 1073 for 25HI models.

25 and 50 series accessories **List price**
 4.00" (10.16 cm) leg kit for 25CI and 50CI (item# 00188417) \$325

See page 23 for additional accessory information.



Countertop with integral ice machine



Wall mount with integral ice machine (SensorSAFE dispensing only)

Item number	Configuration	Dispense	Width in (cm)	Depth in (cm)	Height in (cm)	Condenser	Ice machine location	Voltage	Approx. ship wt lb (kg)	List price
25 series ice-only dispensers										
25CI414A-SI	Countertop	SensorSAFE	21.00 (53.3)	24.00 (61.0)	36.00 (91.4)	air-cooled	behind splash panel	115/60/1	240 (109)	\$17,835
25CI414A-LI	Countertop	Lever	21.00 (53.3)	24.00 (61.0)	36.00 (91.4)	air-cooled	behind splash panel	115/60/1	240 (109)	\$17,835
25CI414W-SI	Countertop	SensorSAFE	21.00 (53.3)	24.00 (61.0)	36.00 (91.4)	water-cooled	behind splash panel	115/60/1	240 (109)	\$17,835
25CI414W-LI	Countertop	Lever	21.00 (53.3)	24.00 (61.0)	36.00 (91.4)	water-cooled	behind splash panel	115/60/1	240 (109)	\$17,835
25HI414A-SI-00	Wall mount ¹	SensorSAFE	21.50 (54.6)	24.50 (62.2)	36.50 (92.7)	air-cooled	behind splash panel	115/60/1	230 (104)	\$20,845
25HI414A-SI-DP	Wall mount ¹	SensorSAFE	21.50 (54.6)	24.50 (62.2)	36.50 (92.7)	air-cooled	behind splash panel	115/60/1	235 (107)	\$22,000
50 series ice-only dispensers										
50CI414A-SI	Countertop	SensorSAFE	21.00 (53.3)	24.00 (61.0)	40.00 (101.6)	air-cooled	behind splash panel	115/60/1	245 (111)	\$19,130
50CI414A-LI	Countertop	Lever	21.00 (53.3)	24.00 (61.0)	40.00 (101.6)	air-cooled	behind splash panel	115/60/1	245 (111)	\$19,130
50CI414W-SI	Countertop	SensorSAFE	21.00 (53.3)	24.00 (61.0)	40.00 (101.6)	water-cooled	behind splash panel	115/60/1	245 (111)	\$19,130
50CI414W-LI	Countertop	Lever	21.00 (53.3)	24.00 (61.0)	40.00 (101.6)	water-cooled	behind splash panel	115/60/1	245 (111)	\$19,130

¹ 25HI414A-SI-DP wall mount units configured with drain pan. 25HI414A-SI-00 wall mount units configured without drain pan.

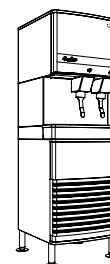
Symphony Plus ice and water dispensers – 110 series

Freestanding ice and water dispensers with 90 lb (40.8 kg) of storage. Removable icemaking module produces up to 425 lb (193.0 kg) of ice per day. Stainless steel cabinet with accent trim. Water station and 6.00" (15.24 cm) adjustable legs included. Choose appropriate item number for SensorSAFE infrared dispensing or lever dispensing.

For additional product information, request form# 1075.

110 series accessories **List price**
 Caster kit for 110FB (item# AFCASTERKIT)..... \$710

See page 23 for additional accessory information.



Freestanding with removable ice machine in base

Item number	Configuration	Dispense	Width in (cm)	Depth in (cm)	Height in (cm)	Condenser	Ice machine location	Voltage	Approx. ship wt lb (kg)	List price
110 series ice and water dispensers										
110FB414A-S	Freestanding	SensorSAFE	25.00 (63.5)	28.25 (71.8)	68.12 (173.0)	air-cooled	base mounted	115/60/1	285 (129)	\$30,570
110FB414A-L	Freestanding	Lever	25.00 (63.5)	28.25 (71.8)	68.12 (173.0)	air-cooled	base mounted	115/60/1	285 (129)	\$30,570
110FB414W-S	Freestanding	SensorSAFE	25.00 (63.5)	28.25 (71.8)	68.12 (173.0)	water-cooled	base mounted	115/60/1	285 (129)	\$30,570
110FB414W-L	Freestanding	Lever	25.00 (63.5)	28.25 (71.8)	68.12 (173.0)	water-cooled	base mounted	115/60/1	285 (129)	\$30,570

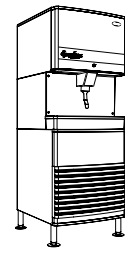
Symphony Plus ice-only dispensers – 110 series

Freestanding ice dispensers with 90 lb (40.8 kg) of storage. Models equipped with integral ice machine and produce up to 425 lb (193.0 kg) of ice per day. Stainless steel cabinet with accent trim. Water station not included. 6.00" (15.24 cm) adjustable legs included. Choose appropriate item number for SensorSAFE infrared dispensing or lever dispensing.

For additional product information, request form# 1075.

110 series accessories	List price
Caster kit for 110FB (item# AFCASTERKIT).....	\$710

See page 23 for additional accessory information.



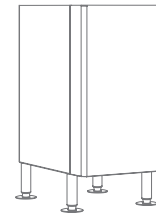
Freestanding with removable ice machine in base

Item number	Configuration	Dispense	Width in (cm)	Depth in (cm)	Height in (cm)	Condenser	Ice machine location	Voltage	Approx. ship wt lb (kg)	List price
110 series ice-only dispensers										
110FB414A-SI	Freestanding	SensorSAFE	25.00 (63.5)	28.25 (71.8)	68.12 (173.0)	air-cooled	base mounted	115/60/1	285 (129)	\$30,570
110FB414A-LI	Freestanding	lever	25.00 (63.5)	28.25 (71.8)	68.12 (173.0)	air-cooled	base mounted	115/60/1	285 (129)	\$30,570

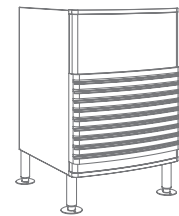
Symphony Plus base stand options

Stainless steel base stand transforms Follett® countertop dispensers into freestanding dispensers. All bases include stainless steel exterior, and stainless legs with 6.00" (15.24 cm) adjustable flanged feet. Available with or without factory installed water filter system.

For additional product information, request form# 7010.



12 Series



25 and 50 Series

Item number	Description	Approx. ship wt lb (kg)	List price
12BASE-00	Base for 12 CI Series, 17.50" (44.4 cm) W x 22.00" (55.9 cm) D x 33.00" (83.8 cm) H	74 (34)	\$2,145
12BASE-CF	12BASE-00 with standard capacity carbon filter system (CARBONSTDCAPSYSTEM) installed	86 (39)	\$3,440
12BASE-HC	12BASE-00 with high capacity carbon filter system (CARBONHICAPSYSTEM) installed	86 (39)	\$3,685
12BASE-CL	12BASE-00 with carbonless high capacity filter system (CARBONLESSHICAPSYS) installed	86 (39)	\$3,530
25AND50BASE-00	Base for 25 and 50 CI series, 22.75" (57.8 cm) W x 24.38" (61.9 cm) D x 33.00"	78 (35)	\$2,230
25AND50BASE-CF	25AND50BASE-00 with standard capacity carbon filter system (CARBONSTDCAPSYSTEM) installed	95 (43)	\$3,530
25AND50BASE-HC	25AND50BASE-00 with high capacity carbon filter system (CARBONHICAPSYSTEM) installed	95 (43)	\$3,795
25AND50BASE-CL	25AND50BASE-00 with carbonless high capacity filter system (CARBONLESSHICAPSYS) installed	95 (43)	\$3,630

Ice and water dispenser accessories

Installation accessories

Item number	Description	List price
AFR400STND	Ice machine stand for Maestro Plus 414A RIDE installations – height adjustable from 6.80" (17.27 cm) to 8.30" (21.08 cm)	\$1,175

Other accessories

Item number	Description	List price
01068477	Slide-out ice machine accessory for Maestro Plus 115/60/1 RIDE installations with Vision dispensers and countertop ice and beverage dispensers – allows ice machine to slide-out without disconnecting utilities	\$1,590
01049790	Symphony Plus external drain kit (includes 10 ft (3 m) clear tubing and fitting)	\$145
AFCONDUMP	Condensate pump, collects and removes condensate when gravity drainage is not possible or practical	\$645

Ice transport tube

Always replace tubing with like tubing. Example: Braided with braided. Contact factory to confirm appropriate tubing for your specific dispenser

AFINSLTUBE	Insulated braided ice transport tube, purchased in 5' (1.52 m) increments	\$90 / per ft
00174896	Insulated polywire ice transport tube, purchased in 5' (1.52 m) increments	\$90 / per ft

Water filter systems and replacement cartridges

Item number	Description	List price
CARBONLESSHICAPSYS	Carbonless high capacity water filter system (one per ice machine), filtration capacity based on water conditions	\$1,250
CARBONLESSHICAPFIL	Replacement primary cartridge for carbonless high capacity water filter system (CARBONLESSHICAPSYSTEM), filtration capacity based on water conditions, single cartridge	\$300
CARBONLESSHICAPFIL6	Replacement primary cartridge for carbonless high capacity water filter system (CARBONLESSHICAPSYSTEM), filtration capacity based on water conditions, carton of 6 cartridges	\$1,445
CARBONSTDCAPSYSTEM	Carbon standard capacity water filter system (one per ice machine), filtration capacity 5,000 gal (18,927 l)	\$1,170
CARBONSTDCAPFILTER	Replacement primary cartridge for carbon standard water filter system (CARBONSTDCAPSYSTEM), filtration capacity 5,000 gal (18,927 l), single cartridge	\$270
CARBONSTDCAPFILTER6	Replacement primary cartridge for carbon standard water filter system (CARBONSTDCAPSYSTEM), filtration capacity 5,000 gal (18,927 l), carton of 6 cartridges	\$1,230
CARBONHICAPSYSTEM	Carbon high capacity water filter system (one per ice machine), filtration capacity 17,500 gal (66,245 l)	\$1,395
CARBONHICAPFILTER	Replacement primary cartridge for carbon high capacity water filter system (CARBONHICAPSYSTEM), filtration capacity 17,500 gal (66,245 l), single cartridge	\$485
CARBONHICAPFILTER6	Replacement primary cartridge for carbon high capacity water filter system (CARBONHICAPSYSTEM), filtration capacity 17,500 gal (66,245 l), carton of 6 cartridges	\$2,370
SEDIMENTPREFILTER	Replacement pre-filter cartridge, for Follett carbonless high capacity (CARBONLESSHICAPSYSTEM), carbonless high capacity (CARBONHICAPSYSTEM) or carbon standard capacity (CARBONSTDCAPSYSTEM) water filter systems, single cartridge	\$110
SEDIMENTPREFILTER12	Replacement pre-filter cartridge, for Follett carbonless high capacity (CARBONLESSHICAPSYSTEM), carbonless high capacity (CARBONHICAPSYSTEM) or carbon standard capacity (CARBONSTDCAPSYSTEM) water filter systems, single cartridge	\$420

Cleaning and sanitizing

Item number	Description	List price
01563360	Pressurized water sanitizing kit for use with Follett dispensers that have a Follett water filtration system (includes dip tube and bypass plug). Applicable Follett water filter systems include CARBONSTDCAPSYSTEM, CARBONHICAPSYSTEM, CARBONLESSHICAPSYS.	\$135
01089580	Pressurized water sanitizing kit for use with Follett dispensers that do not have a Follett water filtration system (includes filter housing, dip tube and bypass plug)	\$275
01147826	SafeCLEAN Plus, liquid – environmentally responsible ice machine cleaner (1 x 8 oz bottle)	\$80
01149954	SafeCLEAN Plus, liquid – environmentally responsible ice machine cleaner (6 x 8 oz bottles)	\$195
01149962	SafeCLEAN Plus, liquid – environmentally responsible ice machine cleaner (carton of 24 x 8 oz bottles)	\$580
01555077	SafeCLEAN Plus, liquid – environmentally responsible ice machine cleaner (carton of 4 x 1 gal bottles)	\$915
00979674	Nu-Calgon® IMS-III sanitizer, single 16 oz bottle (US only)	\$80
01038652	Nu-Calgon IMS-III sanitizer, case of 12 x 16 oz bottles (US only)	\$430
00132068	SaniSponge™, 4 sanitary sponges, plug and plunger	\$80
01075431	SaniSponge, 24 sanitary sponges and plug	\$135

Replacement ice machine for use in Symphony Plus 414 model dispensers

The ice machine module can be swapped out between 25, 50 and 110 Series Symphony Plus 414 dispensers or replaced with a new module for faster, easier service, providing more up-time.

Note: Replacement ice machines are not compatible with Symphony 400 and Symphony Plus 425 dispensers.

Item number	Width in (cm)	Depth in (cm)	Height in (cm)	Production per 24 hr lb (kg)	Condenser	Voltage	Ship wt lb (kg)	List price
P414A	15.30 (38.9)	19.90 (50.5)	16.80 (42.7)	425 (193)	air-cooled	115/60/1	117 (53)	\$11,750
P414W	15.30 (38.9)	19.90 (50.5)	16.80 (42.7)	425 (193)	water-cooled	115/60/1	122 (55)	\$11,750

Ice and beverage dispensers

Attractive low-profile ice and beverage dispensers with below-counter ice storage for a wide variety of foodservice applications. Perfect for beverage islands because visibility is not restricted. Models include QuickCARB™ beverage manifold so changing from carbonated to non-carbonated beverage is as easy as the flip of a lever.

Warranty

Vision™ ice and beverage dispensers

Follett Products, LLC warrants to the original end user that all parts shall be free from defects in material and workmanship under normal use and service for a period of 2 years from the date of installation. Date of installation shall not exceed 90 days from date of shipment. Parts and labor for repair within this 2 year period are covered under this warranty. For products outside of the U.S. and Canada, the labor warranty will apply only to equipment sold and serviced through a Follett Authorized Distributor in its designated territory.

Note: Marine units carry 2 year parts warranty and a limited 2 year labor warranty. Labor will be covered provided Follett receives 72 hours notice to perform service and service is provided at a port located in the 48 contiguous states.

WARRANTY CONDITIONS

- Warranty labor must be performed by the local Follett authorized service provider
- The equipment has been installed and operated in compliance with instructions provided by Follett
- Malfunctions or damage due to alterations, improper operation, outdoor use, neglect, vandalism, fire, acts of God, or any situation beyond the control of Follett are expressly excluded from this warranty
- Follett reserves the right to require that any parts covered under this warranty be returned to Follett prepaid and verified as defective upon examination
- Any damages resulting from shipment of the unit are expressly excluded. Follett advises customers to carefully examine all shipments prior to acceptance and note all potential damage concerns on the appropriate shipping papers.
- Excess labor charges resulting from security clearance procedures, safety training, travel time greater than one hour or 50 miles (80 km), premium time labor; after hours, weekends, holidays, etc., will not be covered by Follett Products, LLC and are the responsibility of the equipment owner

This warranty is expressly made in lieu of other warranties, expressed or implied, including any implied warranty of merchantability or fitness for a particular purpose except as provided in the warranty with respect to defects in material and workmanship.

Follett Products, LLC will not be liable for any consequential damages, expenses, connecting or disconnecting charges, or any losses or damages resulting from a defect of the machine. Questions concerning this warranty should be directed to Follett Products, LLC, technical service at +1 (877) 612-5086 or +1 (610) 252-7301.

Vision ice and beverage dispensers – VU155B series with integral ice water bath beverage cooling

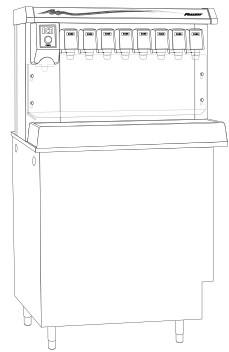
Ice and beverage dispensers with undercounter ice storage. Dispensers are ready to accept 1 or 2 Follett RIDE model Chewblet ice machines, sold separately (see page 6, 9 or 10).

Standard equipment includes:

- Integral ice water bath beverage cooling
- 8 Cornelius UFB1 valves with QuickCARB manifold
- Keyswitch for valves
- 6.00" - 9.00" (15.24 - 22.86 cm) legs
- **10' (3 m) insulated ice transport tube for connection to Follett ice machine, sold separately.** Additional tubing or tubing for replacement ice machines or for multiple ice machines must be ordered separately. For additional tube lengths, see page 14. Maximum run length of ice transport tube is 75' (22.9 m). For transport tube lengths greater than 20' (6.1 m), order 30' (9.2 m) extension cable, item# 00939140 or 60' (18.3 m) extension cable, item# 00939157.

For additional product information, request form# 2780.

See page 28 for additional accessory information.



Vision VU155B8 Series

Item number	Max. storage capacity lb (kg)	Width in (cm)	Depth in (cm)	Height in (cm)	Tower side (facing unit)	Ice/beverage actuation	Voltage	Approx. ship wt lb (kg)	List price
VU155B8RP	150 (68)	31.25 (79.4)	27.38 (69.5)	55.88 (141.9)	Right	Push button	115/60/1	298 (135)	\$28,885
VU155B8LP	150 (68)	31.25 (79.4)	27.38 (69.5)	55.88 (141.9)	Left	Push button	115/60/1	298 (135)	\$28,885
VU155B8RL	150 (68)	31.25 (79.4)	27.38 (69.5)	55.88 (141.9)	Right	Sanitary lever	115/60/1	298 (135)	\$28,885
VU155B8LL	150 (68)	31.25 (79.4)	27.38 (69.5)	55.88 (141.9)	Left	Sanitary lever	115/60/1	298 (135)	\$28,885

Vision ice and chilled water dispensers – VU155N series


Ice and water dispensers with undercounter ice storage. Dispensers are ready to accept 1 or 2 Follett RIDE model Chewblet ice machines, sold separately (see page 6, 9 or 10).

Standard equipment includes:

- Water dispense valve only
- 6.00" - 9.00" (15.24 - 22.86 cm) legs
- **10' (3 m) insulated ice transport tube for connection to Follett ice machine, sold separately.** Additional tubing or tubing for replacement ice machines or for multiple ice machines must be ordered separately. For additional tube lengths, see page 14. Maximum run length of ice transport tube is 75' (22.9 m). For transport tube lengths greater than 20' (6.1 m), order 30' (9.2 m) extension cable, item# 00939140 or 60' (18.3 m) extension cable, item# 00939157.

For additional product information, request form# 2790.

See page 28 for additional accessory information.



Vision VU155N Series ice and water dispenser

Item number	Max. storage capacity lb (kg)	Width in (cm)	Depth in (cm)	Height in (cm)	Tower side (facing unit)	Ice/beverage actuation	Voltage	Approx. ship wt lb (kg)	List price
VU155N series ice and water dispensers									
VU155NORP	150 (68)	31.25 (79.4)	27.38 (69.5)	58.88 (149.6)	Right	Push button	115/60/1	231 (105)	\$19,270
VU155NOLP	150 (68)	31.25 (79.4)	27.38 (69.5)	58.88 (149.6)	Left	Push button	115/60/1	231 (105)	\$19,270
VU155NORL	150 (68)	31.25 (79.4)	27.38 (69.5)	58.88 (149.6)	Right	Sanitary lever	115/60/1	231 (105)	\$19,270
VU155NOLL	150 (68)	31.25 (79.4)	27.38 (69.5)	58.88 (149.6)	Left	Sanitary lever	115/60/1	231 (105)	\$19,270

Vision ice and water dispensers for marine applications – CVU series

Designed to address United States Public Health Service (USPHS) principles for marine/shipboard use. Dispensers are ready to accept 1 or 2 Follett RIDE model Chewblet ice machines, sold separately (see page 6, 9 or 10).

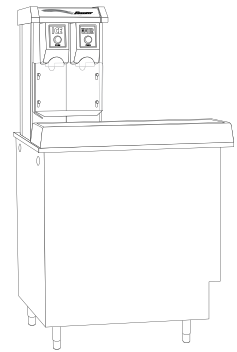
Standard equipment includes:

- Water dispense valve only
- 6.00" - 9.00" (15.24 - 22.86 cm) legs for CVU155 or 4.00" - 6.75" (10.16 - 17.15 cm) legs for CVU300
- **10' (3 m) insulated ice transport tube for connection to Follett ice machine, sold separately.** Additional tubing or tubing for replacement ice machines or for multiple ice machines must be ordered separately. For additional tube lengths, see page 14. Maximum run length of ice transport tube is 75' (22.9 m). For transport tube lengths greater than 20' (6.1 m), order 30' (9.2 m) extension cable, item# 00939140 or 60' (18.3 m) extension cable, item# 00939157.

Note: Marine units carry 2 year parts warranty and a limited 2 year labor warranty. Labor will be covered provided Follett receives 72 hours notice to perform service and service is provided at a port located in the 48 contiguous states.

For additional product information, request form# 3560.

See page 28 for additional accessory information.



Vision CVU155N Series

Item number	Max. storage capacity lb (kg)	Width in (cm)	Depth in (cm)	Height in (cm)	Tower side (facing unit)	Ice/beverage actuation	Voltage	Approx. ship wt lb (kg)	List price
CVU155NORP	150 (68)	31.25 (79.4)	27.38 (69.6)	58.88 (149.6)	Right	Push button	220/60/1	232 (105)	\$21,620
CVU155NOLP	150 (68)	31.25 (79.4)	27.38 (69.6)	58.88 (149.6)	Left	Push button	220/60/1	232 (105)	\$21,620
CVU300NORP	300 (136)	40.75 (103.5)	32.38 (82.2)	54.87 (139.3)	Right	Push button	220/60/1	354 (161)	\$36,255
CVU300NOLP	300 (136)	40.75 (103.5)	32.38 (82.2)	54.87 (139.3)	Left	Push button	220/60/1	354 (161)	\$36,255

Vision ice and beverage dispensers – VU300B series with integral ice water bath beverage cooling

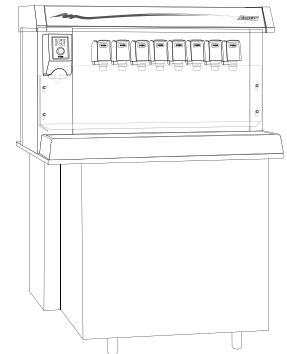
Dispensers are ready to accept 1 or 2 Follett RIDE model Chewblet ice machines, sold separately (see page 6, 9 or 10).

Standard equipment includes:

- Integral ice water bath beverage cooling
- 8 Cornelius UFB1 valves with QuickCARB manifold
- Keyswitch for valves
- 4.00" - 6.75" (10.16 - 17.15 cm) legs
- **10' (3 m) insulated ice transport tube for connection to Follett ice machine, sold separately.** Additional tubing or tubing for replacement ice machines or for multiple ice machines must be ordered separately. For additional tube lengths, see page 14. Maximum run length of ice transport tube is 75' (22.9 m). For transport tube lengths greater than 20' (6.1 m), order 30' (9.2 m) extension cable, item# 00939140 or 60' (18.3 m) extension cable, item# 00939157.

For additional product information, request form# 2795.

See page 28 for additional accessory information.



Vision VU300B8 Series

Item number	Max. storage capacity lb (kg)	Width in (cm)	Depth in (cm)	Height in (cm)	Tower side (facing unit)	Ice/beverage actuation	Voltage	Approx. ship wt lb (kg)	List price
VU300B8RP	300 (136)	40.88 (103.8)	32.38 (82.2)	54.75 (139.0)	Right	Push button	115/60/1	420 (191)	\$37,305
VU300B8LP	300 (136)	40.88 (103.8)	32.38 (82.2)	54.75 (139.0)	Left	Push button	115/60/1	420 (191)	\$37,305
VU300B8RL	300 (136)	40.88 (103.8)	32.38 (82.2)	54.75 (139.0)	Right	Sanitary lever	115/60/1	420 (191)	\$37,305
VU300B8LL	300 (136)	40.88 (103.8)	32.38 (82.2)	54.75 (139.0)	Left	Sanitary lever	115/60/1	420 (191)	\$37,305

Vision ice and beverage dispenser accessories

Item number	Description	List price
00137257	4.00" (10.16 cm) stainless steel leg (individual) adjustable to 6.75" (17.15 cm) – VU300 series only	\$165
00939140	30' (9 m) bin signal extension cord for Vision dispensers	\$255
00939157	60' (18 m) bin signal extension cord for Vision dispensers	\$385
00185165	Kit to integrate VU155 dispensers with Ice Manager diverter valve	\$1,200
00185173	Kit to integrate VU300 dispensers with Ice Manager diverter valve	\$1,200

QuickCARB beverage manifold

Standard on all Vision ice and beverage dispensers – The center valves are plumbed to both carbonated and non-carbonated water supplies, allowing fast, easy beverage changes. For 8 valve units, the 4 center valves are QuickCARB valves.

Blast chillers and shock freezers

Follett commercial blast chillers and blast freezers are designed to rapidly chill and shock freeze ingredients and prepared food down to safe temperatures, quickly.

THREE YEAR LIMITED PARTS AND LABOR WARRANTY

For three years from the date of shipment from the factory this warranty covers all parts and labor to repair or replace any part of the referenced Follett Products, LLC product (the "Equipment") that under normal use proves to be defective in materials or workmanship. This warranty is conditioned upon you promptly notifying Follett Products, LLC of any claims, and providing Follett Products, LLC with all data and information requested by Follett Products, LLC or its service agents in connection with such claims as well as all necessary access to your premises and the Equipment. All service provided by Follett Products, LLC under the above warranty must be performed by a Follett Products, LLC factory authorized servicer and dispatched from the factory, unless otherwise specified by Follett Products, LLC. Warranty labor is provided at straight time only.

LIMITED FIVE YEAR COMPRESSOR PARTS ONLY WARRANTY

For five years from the date of original purchase, Follett Products, LLC will cover the following parts only (no labor) if they prove to be defective under normal commercial use: compressor.

WARRANTY TERMS

These warranties apply only to Equipment installed in any one of the fifty states of the United States, the District of Columbia, or the ten provinces of Canada. The Equipment must be installed, operated, and maintained in accordance with Follett Products, LLC Brand User, Installation and Service Guides, copies of which were provided to you with the Equipment or otherwise will be furnished to you upon request. Further, this warranty applies only to Equipment shipped from the Follett Products, LLC facility after May 1, 2026 and purchased from an authorized dealer.

Except as provided in the Limited Warranty above, the Equipment is provided "as-is". Follett Products, LLC disclaims all other warranties, express, statutory or implied, including without limitation, the implied warranties of title, non-infringement, merchantability and fitness for a particular purpose. Follett Products, LLC does not warrant that the Equipment will meet your specifications or needs. You acknowledge that you are solely responsible for the selection of the Equipment and determining the suitability of the Equipment for your needs. The warranties only apply to the original purchaser and are non-transferable. Service must be dispatched from Follett Products, LLC to be eligible for warranty coverage. The warranties apply to units operated outside only if designed for outdoor use by model and serial number. Business instruction on how to use your product is not covered by these warranties. Food, beverage, and medicine loss are not covered by these warranties. Use of non OEM parts will void this warranty.

If the Equipment is located in an area where Follett Products, LLC factory authorized service is not available, you may be responsible for a trip charge or you may be required to bring the Equipment to a Follett Products, LLC factory authorized service location at your own cost and expense.

Units purchased after use as floor displays, and/or certified reconditioned units, are covered by the limited one year warranty only and no coverage is provided for cosmetic defects.

To maintain warranty coverage, all preventative maintenance procedures outlined in the Use and Care Manual must be followed.

Equipment that is not installed, operated and maintained in accordance with Follett Products, LLC's Use and Care Manual or other written materials provided to you by Follett Products, LLC or available for the Equipment (as may be updated by Follett Products, LLC from time to time, the "Manual"), a copy of which is provided to you with the Equipment or otherwise will be furnished to you upon request, is excluded from this warranty. This warranty does not apply to damage or failure which results, in

Follett Products, LLC's or its service agent's sole opinion, from failure to provide a suitable installation and operating environment (including power and HVAC if applicable) and facilities as prescribed by the Manual, misuse, abuse, accident or improper use, neglect, power failure or power surges (over or under voltage), or to damage or failure from flood, fire, lightning or other natural or man-made disasters, or other Acts of God, or to Equipment that has missing or altered serial numbers.

Modifications and Repair: Equipment that has been modified or altered by persons other than Follett Products, LLC's or its service agents, or Equipment that has had non-approved devices or connection items attached thereto, is excluded from coverage under this warranty. Repair of the Equipment by anyone other than Follett Products, LLC's or its authorized service agents will void all warranties on the Equipment.

Accessories: Accessories and parts (collectively "Accessories") that are consumed in the normal course of Equipment operation or maintenance are excluded from this warranty. Failure of or damage to Equipment or components from the use of non-approved cleaning chemicals, devices or processes is also excluded from this warranty.

Warranty Service, Exclusive Remedy

Follett Products, LLC will be solely responsible for determining whether or not the Equipment or any component thereof is defective. Defective components covered by this warranty will be repaired or replaced at Follett Products, LLC's option without charge to you and such repaired or replacement components will be covered by this warranty for the balance of the Warranty Period. Parts used in the repair of defective components and replacement components may be new, recovered or rebuilt. At its sole option, Follett Products, LLC may decide to replace defective Equipment covered by this warranty with new, recovered or rebuilt Equipment of equal or greater capability, and such Equipment will be covered by this Limited Warranty for the balance of the Warranty Period. Defective Equipment and components will become the property of Follett Products, LLC. This paragraph states Follett Products, LLC's sole and exclusive obligation and liability and your sole and exclusive remedy under this warranty. Follett Products, LLC shall not be responsible for a failure to provide warranty services due to causes beyond Follett Products, LLC's or its service agents' control.

Warranty Claims

Claims under this warranty must be reported to Follett Products, LLC under such reporting service as Follett Products, LLC may designate. Upon receipt of the claim and related information and preliminary verification that the claim is valid, Follett Products, LLC will promptly notify an authorized service agent to contact you and arrange for an on-site repair visit during the service agent's normal working hours. Any costs incurred by Follett Products, LLC or its service agent associated with a service agent being refused or unable to gain access to the Equipment on your premises, or a claim not covered by this warranty, will be charged to you.

Disclaimer of Damages

Follett Products, LLC disclaims all incidental, special and consequential damages, including but not limited to loss of use, lost revenue or profits, or substitute use, suffered by you or any third party, whether arising in contract, tort (including negligence), or otherwise, resulting from any breach by Follett Products, LLC or its service agents of this warranty, or resulting from the manufacture, use, or defects, of or in the Equipment, even if Follett Products, LLC was apprised of the possibility of such damages.

Customer Indemnity

You agree to indemnify, defend and hold Follett Products, LLC harmless from all third-party claims, demands, judgments, fees and costs directly or indirectly arising out of or related to your use of the Equipment. You further agree to indemnify and hold Follett Products, LLC harmless from any incidental, consequential or special damages suffered by you, including lost revenue or profits, loss of use, or substitute use, during periods of Equipment failure or loss of use.

Governing Law, Entire Warranty

This warranty shall be governed and construed in accordance with the laws of the State of Pennsylvania, USA (except with respect to its provisions regarding conflicts of laws). The warranty described herein is the complete and only warranty for Equipment and supersedes all prior oral or written agreements and understandings that may have existed between us relating to Equipment warranties. The terms of this warranty may not be altered, amended or modified except by a signed writing from Follett Products, LLC. Any purported alteration, amendment or modification by a service agent or anyone else will not be enforceable against Follett Products, LLC.

Charges for Non-Warranty Service or Rejection of Service Visit

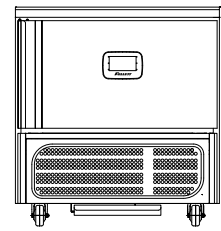
In the event that repairs, replacement or service are provided by Follett Products, LLC's service agents for work not covered by this limited warranty, customer agrees to pay the service agent directly according to the service agent's normal scale of charges. In the event Follett Products, LLC is invoiced by the service agent for services not covered under this extended warranty, Follett Products, LLC will invoice customer and customer will pay such invoice based on terms of net 10 days. Customer also agrees to pay any cost incurred by Follett Products, LLC or its service agent associated with a service agent responding to a call for service, but then being refused or unable to gain access to the Equipment on Customer's premises. Failure to submit payment may, at Follett Products, LLC's discretion, result in Follett Products, LLC voiding the balance of the warranty. In no event will Follett Products, LLC authorize service to a customer with an outstanding Non-Warranty invoice.

For parts and service assistance, or to find factory authorized service near you, contact Follett Products, LLC at +1 (877) 612-5086 or +1 (610) 252-7301.

Blast chillers and shock freezers, reach-in – 5 tray, 10 tray and 15 tray

Commercial blast chillers and blast freezers designed to rapidly chill and shock freeze ingredients and prepared food down to safe temperatures, quickly. Chill from 194 F to 37 F (90 C to 3 C) in 90 minutes and freeze from 194 F to 0 F (90 C to -18 C) in 270 minutes. 7" digital touchscreen control with HACCP data tracker and alarms. Full stainless steel AISI 304 construction. 115/60/1 electrical for 5 tray models or 230V/60/3 electrical for 10 and 15 tray models. 4 casters, two locking.

For additional product information, request form# 1152



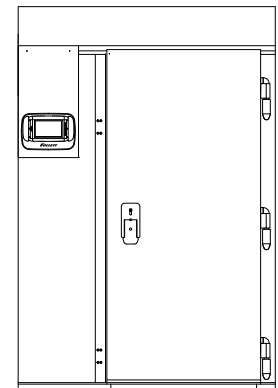
FBC-5T-RH

Item number	Description	Hinging	Width in (cm)	Depth in (cm)	Height in (cm)	Voltage	Approx. ship wt lb (kg)	List price
FBC-5T-RH	5 tray	right	31.50 (80.0)	31.69 (80.5)	33.47 (85.0)	115/60/1	287 (130)	\$18,459
FBC-10T-RH	10 tray	right	31.50 (80.0)	32.88 (83.5)	64.34 (163.4)	230/60/3	463 (210)	\$31,029
FBC-15T-RH	15 tray	right	31.50 (80.0)	32.88 (83.5)	77.31 (196.4)	230/60/3	541 (245)	\$38,566

Blast chillers and shock freezers, roll-in – 1 trolley and 2 trolley

Commercial blast chillers and blast freezers with remote condensing unit designed to rapidly chill and shock freeze ingredients and prepared food down to safe temperatures, quickly. Chill from 194 F to 37 F (90 C to 3 C) in 90 minutes and freeze from 194 F to 0 F (90 C to -18 C) in 270 minutes. 1 trolley models fits 1 full-sized speed rack or combi cart (not included) and 2 trolley models fits 2 full-sized speed racks or combi carts (not included). 7" digital touchscreen control with HACCP data tracker and alarms. Full stainless steel AISI 304 construction. 208-220/60/1 electrical for 1 trolley models or 208-220/60/3 electrical for 2 trolley models. Remote condensing unit requires 208-220/60/3.

For additional product information, request form# 1153 for 1 trolley models and 1154 for 2 trolley models.



FBC-20T-RH

Item number	Description	Hinging	Width in (cm)	Depth in (cm)	Height in (cm)	Voltage	Approx. ship wt lb (kg)	List price
FBC-20T-RH	1 trolley (cabinet)	right	59.00 (149.9)	50.75 (129.0)	88.88 (225.8)	208-220/60/1	816 (370)	\$74,351
	Remote condenser	N/A	56.13 (142.6)	40.50 (102.9)	28.00 (71.1)	208-220/60/3	221 (100)	
FBC-40T-RH	2 trolley (cabinet)	right	59.00 (149.9)	75.91 (192.8)	88.88 (225.8)	208-220/60/1	882 (400)	\$182,679
	Remote condenser	N/A	56.13 (142.6)	40.50 (102.9)	28.00 (71.1)	208-220/60/3	1116 (506)	

Blast chillers and shock freezers accessories

Item number	Description	List price
01597152	stainless stand to create a complete cook and chill station with Follett model FBC-5T-RH and Blodgett model 101BLE/BE or 61BLE/BE	\$2,000

Ice storage, ice transport and ice handling

Follett offers ice storage, dispensing and transport solutions in capacities and sizes to meet nearly every need, with features that can make your ice management easier, safer, and more sanitary.

Warranty

Single door upright bins and single door Ice•Device™ chuted bin and cart systems

Follett Products, LLC warrants to the original end user that the cabinet exterior, including the top and trim, and the interior liner will be free of corrosion for the useful life of the product. Parts and labor for corrosion repair are covered under this warranty.

All other integral components are covered against defects in material and workmanship under normal use and service for a period of 5 years from the date of installation. Date of installation shall not exceed 90 days from date of shipment. Parts and labor for repair within this 5 year period are covered under this warranty. For products outside of the U.S. and Canada, the labor warranty will apply only to equipment sold and serviced through a Follett Authorized Distributor in its designated territory.

Removal of ice machine to service bin and any labor costs incurred are expressly excluded from this warranty.

Ice storage and transport systems (ITS); double door upright bins; and double door Ice•Device™ chuted bin and cart systems

Follett Products, LLC warrants to the original end user that the cabinet exterior, including the top and trim, and the interior liner will be free of corrosion for 5 years from the date of installation. Date of installation shall not exceed 90 days from date of shipment. Parts and labor for corrosion repair within this 5 year period are covered under this warranty. For products outside of the U.S., the labor warranty will apply only to equipment sold and serviced through a Follett Authorized Distributor in its designated territory.

All other integral components are covered against defects in material and workmanship under normal use and service for a period of 5 years from the date of installation. Date of installation shall not exceed 90 days from date of shipment. Parts and labor for repair within this 5 year period are covered under this warranty. For products outside of the U.S. and Canada, the labor warranty will apply only to equipment sold and serviced through a Follett Authorized Distributor in its designated territory.

Removal of ice machine to service bin and any labor costs incurred are expressly excluded from this warranty.

Ice Pro™ automatic ice bagging and dispensing systems

Follett Products, LLC warrants to the original end user that all parts shall be free from defects in material and workmanship under normal use and service for a period of 2 years from the date of installation. Date of installation shall not exceed 90 days from date of shipment. Parts and labor for repair within this 2 year period are covered under this warranty. For products outside of the U.S. and Canada, the labor warranty will apply only to equipment sold and serviced through a Follett Authorized Distributor in its designated territory.

Removal of ice machine to service bin and any labor costs incurred are expressly excluded from this warranty.

Slope front bins

Follett Products, LLC warrants to the original end user that the cabinet exterior, including the top and trim, and the interior liner will be free of corrosion for 3 years from the date of installation. Date of installation shall not exceed 90 days from date of shipment. Parts and labor for corrosion repair within this 3 year period are covered under this warranty. For products outside of the U.S. and Canada, the labor warranty will apply only to equipment sold and serviced through a Follett Authorized Distributor in its designated territory.

All other integral components are covered against defects in material and workmanship under normal use and service for 2 years from the date of installation. Date of installation shall not exceed 90 days from date of shipment. Parts and labor for repair within this 2 year period are covered under this warranty. For products outside of the U.S., the labor warranty will apply only to equipment sold and serviced through a Follett Authorized Distributor in its designated territory.

Removal of ice machine to service bin and any labor costs incurred are expressly excluded from this warranty.

Ice transport carts; Totes™ ice carriers; ice shovels; ice probes; ice rakes

Follett Products, LLC warrants to the original end user that all parts shall be free from defects in materials and workmanship under normal use and service for a period of 2 years from date of installation. Date of installation shall not exceed 90 days from date of shipment. Parts within this 2 year period are covered under this warranty. Labor required for repair within a 1 year period is covered under this warranty. For products outside of the U.S., the labor warranty will apply only to equipment sold and serviced through a Follett Authorized Distributor in its designated territory.

WARRANTY CONDITIONS

- Warranty labor must be performed by the local Follett authorized service provider
- The equipment has been installed and operated in compliance with instructions provided by Follett
- Malfunctions or damage due to alterations, improper operation, outdoor use, neglect, vandalism, fire, acts of God, or any situation beyond Follett's control are expressly excluded from this warranty
- Follett reserves the right to require that any parts covered under this warranty be returned to Follett prepaid and verified as defective upon examination
- Any damages resulting from shipment of the unit are expressly excluded. Follett advises customers to carefully examine all shipments prior to acceptance and note all potential damage concerns on the appropriate shipping papers.
- Excess labor charges resulting from security clearance procedures, safety training, travel time greater than one hour or 50 miles (80 km) premium time labor; after hours, weekends, holidays, etc., will not be covered by Follett Products, LLC and are the responsibility of the equipment owner

This warranty is expressly made in lieu of other warranties, expressed or implied, including any implied warranty of merchantability or fitness for a particular purpose except as provided in the warranty with respect to defects in material and workmanship.

Follett LLC will not be liable for any consequential damages, expenses, connecting or disconnecting charges, or any losses or damages resulting from a defect of the machine. Questions concerning this warranty should be directed to Follett Products, LLC, technical service at +1 (877) 612-5086 or +1 (610) 252-7301.

Upright ice storage bins – single door and double door with SmartGATE® ice shield

Ice storage bins with industry-exclusive SmartGATE ice shield. Complete stainless exterior standard, including stainless back and bottom. All bins include a poly liner and corrosion-resistant ABS/poly top (single door uprights) or stainless top (double door uprights), which is custom cut for ice machine(s). 6.00" (15.24 cm) stainless steel adjustable legs and 82 oz (2.4 L) plastic ice scoop.


For additional product information, request form# 9140 for single door or 9145 for double door uprights.

Accessories for single door and double door upright bins

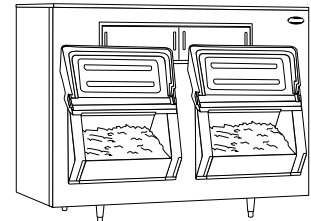
	List price
Plastic ice shovel (item# ABICSHOVEL)	\$310
Ice paddle (item# ABICEPADDL46)	\$310
Ice rake, single door uprights (item# AB36RAKE)	\$390
Ice rake, double door uprights (item# ABICERAKE)	\$390
6.00" (15.24 cm) stainless flanged legs (set of 4) (item# ABSPECLEG3)	\$650
10.00" (25.4 cm) stainless flanged legs (set of 4) (item# 00151647)	\$820
Center partition for single door upright models (except models SG500, 700, 1000 and 2000)	\$2,055
Center partition for double door upright models	\$3,235
Reinforced top for single door upright models except SG500, 700 and 1000 (required if ice machine(s) weight exceeds 1000 lb (454 kg). Add 0.5" (1.27 cm) to H).	\$3,150
Reinforced top for double door upright models (required if ice machine(s) weight exceeds 1000 lb (454 kg). Add 2.12" (5.38 cm) to H).	\$4,015
Correctional package (item# 00917054)	\$3,030

Flexi-Top ice bin top system for 48.00" (121.9 cm) and 60.00" (152.4 cm) bins only (see page 38)... no charge

See page 39 for additional accessory information.



Single door upright



Double door upright

Item number †	Max. bin cap. lb (kg)	Width in (cm)	Depth ¹ in (cm)	Height w/ legs in (cm)	Req'd door access in (cm)	Approx. ship wt lb (kg)	List price
Single door uprights							
SG500S-30	460 (209)	30.00 (76.2)	31.00 (78.7)	44.50 (113.0)	31.00 (78.7)	210 (96)	\$8,380
SG700S-30	680 (309)	30.00 (76.2)	31.00 (78.7)	60.00 (152.4)	31.00 (78.7)	212 (97)	\$9,990
SG1000S-36 ²	990 (450)	36.00 (91.4)	31.00 (78.7)	69.50 (176.5)	32.00 (81.3)	257 (117)	\$11,875
SG860S-48	860 (391)	48.00 (121.9)	31.00 (78.7)	46.50 (118.1)	31.00 (78.7)	255 (116)	\$11,160
SG1010S-48	1000 (454)	48.00 (121.9)	31.00 (78.7)	56.00 (142.4)	32.00 (81.3)	268 (122)	\$11,540
SG1175S-48	1185 (538)	48.00 (121.9)	31.00 (78.7)	62.00 (157.5)	32.00 (81.3)	298 (136)	\$12,060
SG1300S-48	1320 (599)	48.00 (121.9)	31.00 (78.7)	65.00 (165.1)	32.00 (81.3)	277 (126)	\$12,385
SG1160S-56	1170 (531)	56.00 (142.2)	31.00 (78.7)	56.00 (142.2)	32.00 (81.3)	296 (135)	\$13,815
SG1350S-56	1360 (617)	56.00 (142.2)	31.00 (78.7)	62.00 (157.5)	32.00 (81.3)	322 (147)	\$14,590
SG1080S-60	1080 (490)	60.00 (152.4)	31.00 (78.7)	46.50 (118.1)	32.00 (81.3)	355 (161)	\$12,535
SG1325S-60	1325 (602)	60.00 (152.4)	31.00 (78.7)	56.00 (142.2)	32.00 (81.3)	320 (145)	\$13,040
SG1475S-60	1490 (676)	60.00 (152.4)	31.00 (78.7)	62.00 (157.5)	32.00 (81.3)	321 (146)	\$13,900
SG1650S-60	1660 (754)	60.00 (152.4)	31.00 (78.7)	65.00 (165.1)	32.00 (81.3)	340 (155)	\$14,085
SG2000S-60 ³	2000 (908)	60.00 (152.4)	31.00 (78.7)	80.00 (203.2)	32.00 (81.3)	382 (173)	\$15,700
Double door uprights							
SG1850-96	1870 (849)	96.00 (243.8)	31.00 (78.7)	51.00 (129.5)	32.00 (81.3)	450 (205)	\$28,120
SG2100-72	2110 (958)	72.00 (182.9)	40.00 (101.6)	57.00 (144.8)	41.00 (104.1)	486 (221)	\$23,755
SG2250-72	2250 (1022)	72.00 (182.9)	48.00 (121.9)	50.50 (128.3)	49.00 (124.5)	516 (235)	\$23,580
SG2650-72	2650 (1203)	72.00 (182.9)	40.00 (101.6)	66.50 (168.9)	41.00 (104.1)	571 (259)	\$28,480
SG3200-72 ⁴	3240 (1471)	72.00 (182.9)	48.00 (121.9)	69.50 (176.5)	35.00 (88.9)	762 (346)	\$29,860
SG3900-72 ⁴	3940 (1789)	72.00 (182.9)	48.00 (121.9)	81.50 (207.0)	44.00 (111.8)	835 (379)	\$34,080
SG4600-72 ⁴	4640 (2107)	72.00 (182.9)	48.00 (121.9)	93.00 (236.2)	47.00 (119.4)	901 (409)	\$35,005

¹ Add 8.00" (20.32 cm) to depth (D) for lower door assembly (easily removed for installation access).

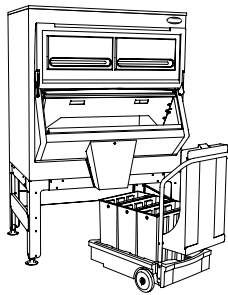
² Standard with 6.00" (15.24 cm) flanged legs and available only with stainless steel top. Correctional package not available.

³ 18.00" (45.7 cm) sleeve with window on a 62.00" (157.5 cm) high bin.


⁴ Ships in two sections.

† Purchase orders must clearly indicate the make and model of the ice machine(s) being used with the bin to properly prepare the bin top. Lack of this information will result in a delay in order processing.

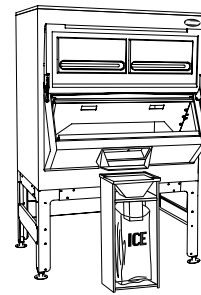
Ice•Devlce ice storage and dispensing systems – single door with cart or bagger



Ice•Devlce with SmartCART 75 ice cart



Ice•Devlce with Cambro ICS125L cart



Ice•Devlce with bagger

Labor-saving elevated bins dispense ice out of front chute. For use with cube ice only. Each is equipped with front chute, poly liner, SmartGATE ice shield, poly doors with PowerHinge™ door hinge, 82 oz (2.4 L) plastic ice scoop, paddle and rake set. Full stainless steel exterior and base. All models include a corrosion-resistant ABS/poly top, which is custom cut for ice machine(s).

Configurations shown below include one of the following: SmartCART 75 ice cart with 3 polyethylene Totes ice carriers, each Totes ice carrier holding 25 lb (11 kg) of ice for a total of 75 lb (34 kg); Cambro brand model ICS125L ice cart which holds 125 lb (57 kg) of ice; or a bagger kit with 250 plastic bags of 10 lb (4.5 kg) capacity. Add designator -75 (SmartCART 75), -ICS125L (Cambro) or -BG (bagger kit) to select configuration.

For additional product information, request form# 9720.

Accessories for single door Ice•Devlce ice storage and dispensing systems

List price

Reinforced top for single door Ice•Devlce models except DEV500 and 700 (required if ice machine(s) weight exceeds 1000 lb (454 kg). Add 0.5" (1.27 cm) to H). \$3,150
 Correctional package (item# 00917054) \$3,030

See page 39 for additional accessory information.

Item number †	with SC75 cart	with Cambro cart	with bagger kit	Max. bin cap. lb (kg)	Width in (cm)	Depth ¹ in (cm)	Height w/ legs in (cm)	Req'd door access in (cm)	Approx. ship wt lb (kg)	List price
DEV500SG-30	-75	-ICS125L	-BG	460 (209)	30.00 (76.2)	31.00 (78.7)	63.00 (160.0)	32.00 (81.3)	361 (164)	\$11,715
DEV700SG-30	-75	-ICS125L	-BG	680 (309)	30.00 (76.2)	31.00 (78.7)	78.50 (199.4)	32.00 (81.3)	396 (180)	\$13,225
DEV860SG-48 ²	-75	-ICS125L	-BG	860 (391)	48.00 (121.9)	31.00 (78.7)	65.50 (166.4)	32.00 (81.3)	459 (208)	\$15,890
DEV1010SG-48	-75	-ICS125L	-BG	1000 (454)	48.00 (121.9)	31.00 (78.7)	74.50 (189.2)	32.00 (81.3)	460 (209)	\$16,140
DEV1175SG-48	-75	-ICS125L	-BG	1185 (538)	48.00 (121.9)	31.00 (78.7)	80.50 (204.5)	32.00 (81.3)	490 (222)	\$16,770
DEV1300SG-48	-75	-ICS125L	-BG	1320 (599)	48.00 (121.9)	31.00 (78.7)	84.00 (213.4)	32.00 (81.3)	483 (219)	\$17,250
DEV1160SG-56	-75	-ICS125L	-BG	1170 (531)	56.00 (142.2)	31.00 (78.7)	74.50 (189.2)	32.00 (81.3)	479 (217)	\$17,840
DEV1350SG-56	-75	-ICS125L	-BG	1360 (617)	56.00 (142.2)	31.00 (78.7)	80.50 (204.5)	32.00 (81.3)	528 (239)	\$18,475
DEV1080SG-60 ²	-75	-ICS125L	-BG	1080 (490)	60.00 (152.4)	31.00 (78.7)	65.50 (166.4)	32.00 (81.3)	497 (225)	\$17,060
DEV1325SG-60	-75	-ICS125L	-BG	1325 (602)	60.00 (152.4)	31.00 (78.7)	74.50 (189.2)	32.00 (81.3)	525 (238)	\$17,550
DEV1475SG-60	-75	-ICS125L	-BG	1490 (676)	60.00 (152.4)	31.00 (78.7)	80.50 (204.5)	32.00 (81.3)	525 (238)	\$18,280
DEV1650SG-60	-75	-ICS125L	-BG	1660 (754)	60.00 (152.4)	31.00 (78.7)	84.00 (213.4)	32.00 (81.3)	539 (244)	\$18,730

¹ Add 8.00" (20.32 cm) to depth (D) for lower door assembly (easily removed for installation access).

² DEV860SG-48 and DEV1080SG-60 do not have upper inspection doors.

† Purchase orders must clearly indicate the make and model of the ice machine(s) being used with the bin to properly prepare the bin top. Lack of this information will result in a delay in order processing.

Ice•Devlce ice storage and dispensing systems – low-profile single door with Totes ice carrier

Labor-saving elevated bins dispense ice out of front chute. For use with cube ice only. Each is equipped with front chute, poly liner, SmartGATE ice shield, poly doors with PowerHinge door hinge, 82 oz (2.4 L) plastic ice scoop, paddle and rake set. Full stainless steel exterior and 10.00" (25.4 cm) flanged legs. All models include a corrosion-resistant ABS/poly top, which is custom cut for ice machine(s).


Configurations shown below include a single polyethylene Totes ice carrier which holds 25 lb (11 kg) of ice.

For additional product information, request form# 9720.

Accessories for single door Ice•Devlce ice storage and dispensing systems

List price

Reinforced top for single door Ice•Devlce models except DEV500 and 700 (required if ice machine(s) weight exceeds 1000 lb (454 kg). Add 0.5" (1.27 cm) to H). \$3,150
 Correctional package (item# 00917054) \$3,030



Ice•Devlce with Totes ice carrier

See page 39 for additional accessory information.

Item number †	Max. bin cap. lb (kg)	Width in (cm)	Depth ¹ in (cm)	Height w/ legs in (cm)	Req'd door access in (cm)	Approx. ship wt lb (kg)	List price
DEV500SG-30-LP	460 (209)	30.00 (76.2)	31.00 (78.7)	48.75 (123.8)	31.00 (78.7)	186 (85)	\$9,255
DEV700SG-30-LP	680 (309)	30.00 (76.2)	31.00 (78.7)	64.25 (163.2)	31.00 (78.7)	229 (104)	\$10,830
DEV860SG-48-LP ²	860 (391)	48.00 (121.9)	31.00 (78.7)	50.25 (127.6)	32.00 (81.3)	288 (131)	\$13,520
DEV1010SG-48-LP	1000 (454)	48.00 (121.9)	31.00 (78.7)	60.25 (153.0)	32.00 (81.3)	277 (126)	\$13,760
DEV1175SG-48-LP	1185 (538)	48.00 (121.9)	31.00 (78.7)	66.25 (168.3)	32.00 (81.3)	319 (145)	\$14,380
DEV1300SG-48-LP	1320 (599)	48.00 (121.9)	31.00 (78.7)	68.75 (174.6)	32.00 (81.3)	342 (156)	\$14,845
DEV1160SG-56-LP	1170 (531)	56.00 (142.2)	31.00 (78.7)	60.25 (153.0)	32.00 (81.3)	296 (135)	\$15,460
DEV1350SG-56-LP	1360 (617)	56.00 (142.2)	31.00 (78.7)	66.25 (168.3)	32.00 (81.3)	353 (161)	\$16,030
DEV1080SG-60-LP ²	1080 (490)	60.00 (152.4)	31.00 (78.7)	50.25 (127.6)	32.00 (81.3)	297 (135)	\$14,690
DEV1325SG-60-LP	1325 (602)	60.00 (152.4)	31.00 (78.7)	60.25 (153.0)	32.00 (81.3)	373 (170)	\$15,165
DEV1475SG-60-LP	1490 (676)	60.00 (152.4)	31.00 (78.7)	66.25 (168.3)	32.00 (81.3)	356 (162)	\$15,890
DEV1650SG-60-LP	1660 (754)	60.00 (152.4)	31.00 (78.7)	68.75 (174.6)	32.00 (81.3)	336 (153)	\$16,335

¹ Add 8.00" (20.32 cm) to depth (D) for lower door assembly (easily removed for installation access).

² DEV860SG-48 and DEV1080SG-60 do not have upper inspection doors.

Ice•Devlce ice storage and dispensing systems – double door with (2) SmartCART 75 ice carts

Labor-saving elevated bins dispense ice out of front chute(s). For use with cube ice only. Each is equipped with front chute, poly liner, SmartGATE ice shield, poly doors with PowerHinge door hinge, 82 oz (2.4 L) plastic ice scoop, paddle and rake set. Full stainless steel exterior and base. All models include a stainless steel top, which is custom cut for ice machine(s).

Configurations shown below include (2) SmartCART 75 ice carts, each with 3 polyethylene Totes ice carriers, holding 25 lb (11 kg) of ice for a total of 75 lb (34 kg) per cart. Carts can store below bin.

For additional product information, request form# 2320.


Other configurations available for double door Ice•Devlce:

Cambro brand ICS125L cart. Same price as below
 Bagger kit option. Same price as below

Accessories for double door Ice•Devlce ice storage and dispensing systems

List price

Center partition \$3,235
 Reinforced top for double door Ice•Devlce models (required if ice machine(s) weight exceeds 1000 lb (454 kg). Add 2.12" (5.38 cm) to H). \$4,015
 Correctional package (item# 00917054) \$3,030



Double door Ice•Devlce with (2) SmartCART 75 ice carts

See page 39 for additional accessory information.

Item number †	Max. bin cap. lb (kg)	Width in (cm)	Depth ¹ in (cm)	Height w/ legs in (cm)	Req'd door access in (cm)	Approx. ship wt lb (kg)	List price
DEV2100SG-72-75	2110 (958)	72.00 (182.9)	40.00 (101.6)	75.50 (191.8)	41.00 (104.1)	841 (381)	\$32,120
DEV2250SG-72-75	2250 (1022)	72.00 (182.9)	48.00 (121.9)	69.50 (176.5)	46.00 (116.8)	863 (344)	\$32,510
DEV2650SG-72-75	2650 (1203)	72.00 (182.9)	40.00 (101.6)	85.50 (217.2)	41.00 (104.1)	943 (428)	\$36,325
DEV3200SG-72-75	3240 (1471)	72.00 (182.9)	48.00 (121.9)	88.50 (224.8)	35.00 (88.9)	1144 (519)	\$38,665
DEV3900SG-72-75	3940 (1789)	72.00 (182.9)	48.00 (121.9)	100.50 (255.3)	44.00 (111.8)	1263 (574)	\$42,025
DEV4600SG-72-75	4640 (2107)	72.00 (182.9)	48.00 (121.9)	112.00 (284.5)	47.00 (119.4)	1276 (579)	\$44,480

¹ Add 8.00" (20.32 cm) to depth (D) for lower door assembly (easily removed for installation access).

† Purchase orders must clearly indicate the make and model of the ice machine(s) being used with the bin to properly prepare the bin top. Lack of this information will result in a delay in order processing.

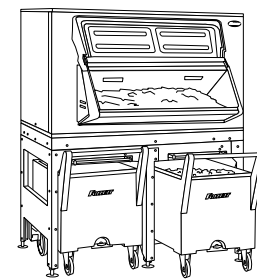
Ice storage and transport systems (ITS)

Elevated bin and cart systems use gravity-assist ice removal and castered carts to deliver outstanding labor and safety benefits. For use with Chewblet, cube or flake ice. All are equipped with poly liners, SmartGATE ice shield, and poly door with PowerHinge door hinge component¹. Each unit is standard with bin, base, SmartCART 240 ice cart (1, 2 or 3 depending on the number of bays) with lid and ice paddle. Full stainless exterior and base. Insulated cart is one-piece molded polyethylene with removable poly lid.

For additional product information, request form# 9130.

Accessories for ice storage and transport systems

	List price
Set of 6 Totes ice carriers (item# ABICETOTP)	\$1,585
Plastic ice shovel (item# ABICSHOVEL)	\$310
SmartCART 240 ice cart (item# ROTOCART)	\$4,285
Additional ice paddle (item# ABICEPADDL)	\$310
Partition (2 and 3 bay models only)	\$3,600



ITS with (2) SmartCART 240 ice carts

Reinforced top (required if ice machine(s) weight exceeds 1000 lb (454 kg). Add 2.12" (5.37 cm) to H). 31.00" (78.7) cm and 60.00" (152.4) cm wide ITS models	\$3,090
90.00" (228.6) cm wide ITS models	\$3,925

See page 39 for additional accessory information.

Item number †	No. of carts	Max. bin cap. lb (kg)	Width in (cm)	Depth ¹ in (cm)	Height w/ legs in (cm)	Req'd door access in (cm)	Approx. wt lb (kg)	List price
ITS500NS-31 ²	1	382 (174)	31.00 (78.7)	40.00 (101.6)	60.00 (152.4)	32.00 (81.3)	371 (169)	\$20,670
ITS700SG-31	1	652 (296)	31.00 (78.7)	40.00 (101.6)	75.00 (190.5)	32.00 (81.3)	398 (181)	\$20,795
ITS1350SG-60	2	1327 (602)	60.00 (152.4)	40.00 (101.6)	75.00 (190.5)	41.00 (104.1)	712 (324)	\$36,770
ITS2250SG-60	2	2133 (968)	60.00 (152.4)	40.00 (101.6)	97.00 (246.4)	41.00 (104.1)	822 (374)	\$39,810
ITS1700SG-90	3	1716 (779)	90.00 (228.6)	40.00 (101.6)	70.00 (177.8)	41.00 (104.1)	978 (444)	\$58,840
ITS3250SG-90	3	3255 (1477)	90.00 (228.6)	40.00 (101.6)	97.00 (246.4)	41.00 (104.1)	1145 (521)	\$66,980

¹ Add 8.00" (20.32 cm) to depth (D) for lower door assembly (easily removed for installation access).

² ITS500NS-31 has sliding windows only, no SmartGATE ice shield or poly door.

† Purchase orders must clearly indicate the make and model of the ice machine(s) being used with the bin to properly prepare the bin top. Lack of this information will result in a delay in order processing.

Ice Pro automatic ice bagging and dispensing systems

Ice storage bin with automatic agitation to store and dispense cube or Chewblet ice (made by Horizon and Horizon Elite series ice machines) into bags, carts, pails or Totes ice carrier. Increased labor-savings, sanitation and safety for foodservice operators. Equipped with user-friendly control panel, lockable clear window, adjustable bag stand and insulated poly-molded ice storage area. Includes blower and timed dispense mode for semi-automatic bag filling. Foot pedal is standard on 1000 models and optional for 650 models. Each model comes standard with 1 wicket of 125, 8 lb (4 kg) bags.

For additional product information, request form# 3630 for E/DB650 or 2345 for E/DB1000.

Accessories for all models

Bostitch® P-7 C-ring pliers for closing bags (item# 00137711)	List price
Staples, blunt end, box of 2500 (item# 00137729)	\$455
	\$175

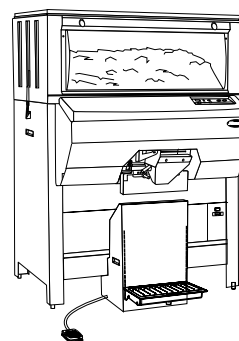
Accessories for 650 models

Foot switch (item# 00932517)	List price
Jug and cooler kit for 650 models allows easy filling of 5 L and 10 L Willow ¹ jugs and larger coolers (item# 00979013)	\$850
	\$3,690

Accessories for 1000 models

Leg extension kit raises unit by 6.50" (16.51 cm) to accommodate carts up to 36.00" (19.44 cm) and bags up to 40 lb (18 kg) and 33.83" (85.93 cm) high (item# ABLEGEXT)	List price
Jug and cooler kit for 1000 models allows easy filling of 5 L and 10 L Willow ¹ jugs and larger coolers (item# 00979583)	\$1,450
	\$3,690

See page 39 for additional accessory information.



Ice Pro automatic bagging and dispensing systems

Item number †	Max. bin cap. lb (kg)	Width in (cm)	Depth in (cm)	Height w/ legs in (cm)	Req'd door access in (cm)	Voltage	Approx. ship wt lb (kg)	List price
DB650SA	650 (295)	33.75 (85.7)	48.25 (122.6)	65.00 (165.1)	34.25 (87.0)	220/60/1	460 (209)	\$35,630
EDB650SA	650 (295)	33.75 (85.7)	48.25 (122.6)	65.00 (165.1)	34.25 (87.0)	230-240/50/1	460 (209)	\$30,720
DB1000SA	1000 (454)	52.00 (132.1)	45.50 (115.6)	71.75 (182.2)	34.25 (87.0)	220/60/1	704 (320)	\$45,680
EDB1000SA	1000 (454)	52.00 (132.1)	45.50 (115.6)	71.75 (182.2)	34.25 (87.0)	230/50/1	704 (320)	\$39,270

¹ Willow Ware Australia Pty Ltd.

Slope front bins


Small to medium capacity ice storage bins. Bin exterior for all models includes stainless steel front and sides. Bin interior includes polyethylene-lined walls and stainless steel bottom. All bins include stainless top, which is custom cut for ice machine(s) and 6.00" (15.24 cm) plastic adjustable legs.

For additional product information, request form# 9135.

Accessories for slope front bins

6.00" (15.24 cm) stainless steel legs (item# ABSPECLEGS)	List price
Center partition (650, 950 and 1025 models only; not available for 300 and 425 model)	\$330
	\$1,140

See page 39 for additional accessory information.



Slope front bin

Item number †	Max. bin cap. lb (kg)	Width in (cm)	Depth in (cm)	Height w/ legs in (cm)	Req'd door access in (cm)	Approx. ship wt lb (kg)	List price
425-30	430 (195)	30.00 (76.2)	31.50 (80.0)	40.00 (101.6)	31.00 (78.7)	144 (65)	\$5,185
650-44	660 (299)	44.00 (111.8)	31.50 (80.0)	40.00 (101.6)	32.00 (81.2)	178 (81)	\$7,170
950-48	950 (431)	48.00 (121.9)	31.50 (80.0)	50.00 (127.0)	32.00 (81.2)	207 (94)	\$7,355
1025-52	1030 (467)	52.00 (132.1)	31.50 (80.0)	50.00 (127.0)	32.00 (81.2)	217 (98)	\$7,555

† Purchase orders must clearly indicate the make and model of the ice machine(s) being used with the bin to properly prepare the bin top. Lack of this information will result in a delay in order processing.

Replacement stainless steel tops for ice storage bins

Order must include complete model number of ice machine to be used in conjunction with bin.

Bin series	Width in (cm)	Depth (at top) in (cm)	Replacement top item number	Approx. ship wt lb (kg)	List price
Slope front bins					
	30.00 (76.2)	27.50 (69.8)	AB425TOP00	30 (14)	\$1,315
	44.00 (111.8)	27.50 (69.8)	AB650TOP00	39 (18)	\$1,775
	48.00 (121.9)	27.50 (69.8)	AB725TOP00	45 (20)	\$1,945
	52.00 (132.1)	27.50 (69.8)	AB750TOP00	42 (19)	\$2,070
Single door upright bins and single door Ice•DevIce ice storage and dispensing systems for bins manufactured before 2007 (except SG1000)					
	30.00 (76.2)	31.00 (78.7)	AB7010TOP0	27 (12)	\$2,310
	48.00 (121.9)	31.00 (78.7)	AB1010TOPS	45 (20)	\$2,750
	56.00 (142.2)	31.00 (78.7)	AB1350TOP0	42 (19)	\$2,945
	60.00 (152.4)	31.00 (78.7)	AB1475TOP0	40 (18)	\$2,945
SG1000 single door upright					
	36.00 (91.4)	31.00 (78.7)	00979823	35 (16)	\$2,605
Double door upright bins					
	96.00 (243.8)	31.00 (78.7)	AB1850TOP0	100 (45)	\$4,000
Double door upright bins and double door Ice•DevIce ice storage and dispensing systems					
	72.00 (182.9)	40.00 (101.6)	AB2650TOP0	100 (45)	\$3,785
	72.00 (182.9)	48.00 (121.9)	AB4600TOP0	210 (95)	\$4,000
Ice transport systems (ITS)					
	31.00 (78.7)	40.00 (101.6)	ABITS70TOP	36 (16)	\$2,750
	60.00 (152.4)	40.00 (101.6)	ABITS13TOP	100 (45)	\$3,395
	90.00 (228.6)	40.00 (101.6)	ABITS32TOP	122 (55)	\$4,010
Ice Pro automatic ice bagging and dispensing system					
	30.00 (76.2)	31.00 (78.7)	01341882	27 (12)	\$2,000
	52.00 (132.1)	34.00 (86.4)	00104828	49 (22)	\$2,945

Replacement ABS bin tops for ice storage bins

Available EXW Incoterms 2010 – Easton, PA USA only

	Width in (cm)	Depth (at top) in (cm)	Replacement top item number	Approx. ship wt lb (kg)	List price
Single door upright and single door Ice•DevIce ice storage and dispensing systems for bins manufactured after 2007					
Full top	30.00 (76.2)	31.00 (78.7)	00168138	36 (16)	\$2,310
Full top	48.00 (121.9)	31.00 (78.7)	00168146	45 (20)	\$2,750
Full top	56.00 (142.2)	31.00 (78.7)	00168153	70 (32)	\$2,945
Full top	60.00 (152.4)	31.00 (78.7)	00168161	72 (33)	\$2,945

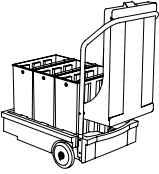



Flexi-Top ice bin top systems

Flexi-Top ice bin top systems make stocking bins simple – eliminates the need to know what specific ice machine will be used before the order. Available for 48.00" (121.9 cm) and 60.00" (152.4 cm) wide single door uprights and Ice•DevIce ice storage and dispensing systems. Contact factory for more information.

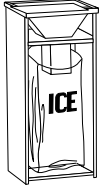


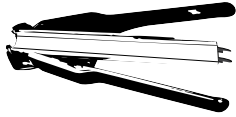
¹ Requires use of the 4.00" (10.16 cm) chute (item# ABDVCHUT4).

[†] Purchase orders must clearly indicate the make and model of the ice machine(s) being used with the bin to properly prepare the bin top. Lack of this information will result in a delay in order processing.






Ice handling accessories

Ice carts and Totes ice carrier ordering guidelines				
	SmartCART 75 Item# 00112771  Perfect for moving small quantities of ice to manually fill storage receptacles. 75 lb (34 kg) capacity. Includes 3 Totes ice carriers. 21.50"W x 34.00"D x 39.00"H (54.6 x 86.4 x 99.1 cm) Ship wt – 53 lb (25 kg) List price \$2,565	SmartCART 240 Item# ROTOCART  Fully insulated poly with removable lid. 240 lb (109 kg) capacity for transporting large quantities of ice. 24.25"W x 41.50"D x 35.75"H (61.6 x 105.4 x 90.8 cm) Ship wt – 75 lb (35 kg) List price \$4,285	Cambro ICS125L Item# ICS125L  Fully insulated poly with slide back lid with 125 lb (57 kg) capacity. Perfect for sliding under bars. 23.00"W x 31.30"D x 29.25"H (58.4 x 79.5 x 74.3 cm) Ship wt – 70 lb (32 kg) List price \$3,590	Totes Item# ABICETOTP (six) Item# 502263 (single)  Comfortable handle, easy distribution of ice from longer side. Limits lifted load to 25 lb (12 kg). 7.12"W x 15.62"D x 15.00"H (18.08 x 39.7 x 38.1 cm) Set of 6 Totes Ship wt – 34 lb (16 kg) List price \$1,585 Single Tote Ship wt – 7 lb (3 kg) List price \$285
Bin series	✓ = May be ordered separately n/r = Not recommended for use with model			
Slope Front	✓	✓	✓	✓
Single Door Upright	✓	✓	✓	✓
Double Door Upright	✓	✓	✓	✓
Single Door Ice•Device	✓	n/r	✓ ¹	✓
Double Door Ice•Device	✓	n/r	✓ ¹	✓
Ice Transport System	n/r	✓	n/r	✓
Ice Pro	✓	✓	✓	✓

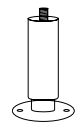



¹ Requires use of the 4.00" (10.16 cm) chute (item# ABDVCHUT4).

Ice bagging accessory ordering guidelines				
	Bagger Kit Item# ABBAGGERKT  Bagger kit includes bagger assembly, tape dispenser with tape and 250 plastic bags of 10 lb (5 kg) capacity. 11.00"W x 13.63"D x 29.00"H (27.9 x 34.6 x 73.7 cm) Ship wt – 20 lb (10 kg) List price \$2,185	8 lb (3.6 kg) Ice Bag Item# 00116434  125 bags per wicket – 8 wickets per case. 1.25 mil. poly bag. 10.5"W x 4.00"D x 19.00"H (26.7 x 10.16 x 48.3 cm) Ship wt – 24 lb (11 kg) List price \$330	20 lb (9.1 kg) Ice Bag Item# 00138370  125 bags per wicket – 4 wickets per case. 2.25 mil. poly bag. 14.00"W x 4.50"D x 27.00"H (35.6 x 11.43 x 68.6 cm) Ship wt – 27 lb (12 kg) List price \$465	C-ring pliers – Item# 00137711 C-ring – Item# 00137729  Bostitch P-7 C-ring pliers for bag closure. Automatic C-ring feed. Ship wt – 8 lb (4 kg) List price \$455 Aluminum blunt-end C-rings for use with Bostitch P-7 C-ring pliers. 2500 per box. Ship wt – 3 lb (2 kg) List price \$175
Bin series	✓ = May be ordered separately n/r = Not recommended for use with model			
Slope Front	✓	n/r	n/r	n/r
Single Door Upright	✓	n/r	n/r	n/r
Double Door Upright	✓	n/r	n/r	n/r
Single Door Ice•Device	✓ ¹	n/r	n/r	n/r
Double Door Ice•Device	✓ ¹	n/r	n/r	n/r
Ice Transport System	n/r	n/r	n/r	n/r
Ice Pro	n/r	✓	✓	✓

¹ Requires use of the 4.00" (10.16 cm) chute (item# ABDVCHUT4).

Shovel, scoop and paddle ordering guidelines					
	<p>Paddle Item# ABICEPADDL46 46.50" (118.1 cm) or Item# ABICEPADDL 58.50" (147.3 cm)</p>  <p>High density poly paddle breaks ice bridges with ease. Includes bracket.</p> <p>46.50" (118.1 cm) Ship wt – 9 lb (4 kg) List price \$310</p> <p>58.50" (147.3 cm) Ship wt – 9 lb (4 kg) List price \$310</p>	<p>Rake Item# AB36RAKE 38.00" (96.5 cm) or Item# ABICERAKE 50.00" (127.0 cm)</p>  <p>Draws ice to front of bin for easier access. Vinyl handle, aluminum shaft, stainless steel rake head. Includes bracket.</p> <p>38.00" (96.5 cm) Ship wt – 9 lb (4 kg) List price \$390</p> <p>50.00" (127.0 cm) Ship wt – 9 lb (4 kg) List price \$390</p>	<p>Shovel Item# ABICSHOVEL 37.00" (94.0 cm)</p>  <p>Heavy duty poly construction. Efficient removal of ice from bin.</p> <p>Ship wt – 6 lb (3 kg) List price \$310</p>	<p>Scoop Item# 00146365 64 oz (1.9 L)</p>  <p>San Jamar® Saf-T-Ice® Guardian scoop® system. Minimizes contact with ice, includes storage rack for scoop.</p> <p>Ship wt – 6 lb (3 kg) List price \$355</p>	<p>Scoop Item# ABICESCOOP 82 oz (2.4 L)</p>  <p>Large poly scoop for manual removal of ice from bins. No bracket provided.</p> <p>Ship wt – 3 lb (2 kg) List price \$95</p>

Bin series	✓ = May be ordered separately				n/r = Not recommended for use with model		
	46.50"	58.50"	38.00"	50.00"			
Slope Front	✓	n/r	n/r	n/r	n/r	✓	✓
Single Door Upright	✓	n/r	✓	n/r	✓	✓	✓
Double Door Upright	n/r	✓	n/r	✓	✓	✓	✓
Single Door Ice•Device	✓	n/r	✓	n/r	n/r	✓	✓
Double Door Ice•Device	n/r	✓	n/r	✓	n/r	✓	✓
Ice Transport System	n/r	✓	n/r	✓	✓	✓	✓
Ice Pro	n/r	n/r	n/r	n/r	n/r	n/r	n/r

Stainless steel leg accessory ordering guidelines							
	<p>6.00" (15.24 cm) with flanged feet. Set of (4). Item# ABSPECLEG3</p>  <p>Ship wt – 7 lb (3 kg) List price \$650</p>	<p>8.00" (20.32 cm) bullet leg with stabilizer. Set of (4). Item# AB8INLEGSS</p>  <p>Ship wt – 10 lb (5 kg) List price \$715</p>	<p>10.00" (25.4 cm) with flanged feet. Set of (4). Item# 00151647</p>  <p>Ship wt – 13 lb (6 kg) List price \$820</p>	<p>12.00" (30.5 cm) bullet leg. Set of (4). Item# ABSPECLEG1</p>  <p>Ship wt – 11 lb (5 kg) List price \$925</p>			
Bin series	✓ = May be ordered separately				n/r = Not recommended for use with model		
Slope Front	✓		✓		✓		✓
Single Door Upright	✓		✓		✓		n/r
Double Door Upright	✓		✓		n/r		n/r
Single Door Ice•Device	n/r		n/r		n/r		n/r
Double Door Ice•Device	n/r		n/r		n/r		n/r
Ice Transport System	n/r		n/r		n/r		n/r
Ice Pro	n/r		n/r		n/r		n/r

Claris is a registered trademark of the ACLARIS Water Innovations GmbH in Switzerland.

Incoterms is a trademark of the International Chamber of Commerce.

ENERGY STAR and the ENERGY STAR mark are registered trademarks owned by the U.S. Environmental Protection Agency.

Calgon is a licensed tradename distributed by Nu-Calgon, in the United States.

Cambro is a registered trademark of Cambro Manufacturing Company in the US.

Bostitch is a registered trademark of Stanley Black and Decker.

Saf-T-Ice is a registered trademark of San Jamar, a division of the Coleman Group, Inc. in the US.

Open Kitchen is a trademark of Powerhouse Dynamics.

FLEXI-TOP, HARMONY, HORIZON ELITE, ICE•DEVICE, ICE MANAGER, ICE PRO, MAESTRO PLUS, MICRO CHEWBLET, POWERHINGE, SAFECLEAN PLUS, SANISPONGE, SENSORSAFE, SMARTCART, SYMPHONY PLUS, TOTES and VISION are trademarks of Follett Products, LLC.

CHAMPION, CHEWBLET, FOLLETT, RIDE and SMARTGATE are registered trademarks of Follett Products, LLC, registered in the US.

